



FPGWORLD.COM

ENCORE

SERIES 8 SQUARE IN-COUNTER 2400

REFRIGERATED: R290 **VSD**

RANGE	ENCORE SERIES 8	
TEMPERATURE	REFRIGERATED	
MODEL	IN-EC24-R-08-B104	IN-EC24-R-08-B105
FRONT	SQUARE/ TILT FRONT	SQUARE/ SLIDING DOORS
INSTALLATION	IN-COUNTER	
REFRIGERATION	INTEGRAL, R290	
TECHNOLOGY	VARIABLE SPEED DRIVE (VSD)	
HEIGHT	1260mm	
WIDTH	2400mm	
DEPTH	662mm	

CORE PRODUCT TEMPERATURE	+1°C – +3°C
ENVIRONMENTAL TEST CONDITIONS	CLIMATE CLASS 3 25°C / 60% RH
CABINET CLASSIFICATION	3MO

ENERGY EFFICIENCY

NZ & AU Star Rating, please visit
reg.energyrating.gov.au/comparator

EU

For EPREL Rating, please visit:

FEATURES

- Maximum energy efficiency: 0.32 kWh per hour (average)**
- Maintains an average of +1°C - +3°C core product temperature at Climate Class 3: 25°C/60%RH**
- Smart display with double-glazed glass finished with a black trim

Tilt Front or Sliding Doors Refrigerated Display

- Three tiltable, height-adjustable stainless steel shelves and base are full cabinet width to support maximum display capacity
- 50,000 hour LED lighting system at 1500 lumens per metre in cabinet top and to each shelf
- Unique front ticket strip holders 30mm on shelves and base, and to the rear of shelves.

Operational Excellence

- Maintains core product temperatures of <5°C with up to 120 door openings per hour for Climate Class 3: 25°C/60% RH
- Sliding doors (staff side) and tilt front or sliding doors options (customer side)
- High internal humidity maintains and extends shelf life
- Constructed from stainless and mild steel with fully double-glazed, low-E coated, toughened safety glass for maximum energy efficiency, climate control and durability
- Variable speed drive inverter compressor and electronic controller ensure the cabinet is operating as efficiently as possible
- Configured with a pre-filter - with weekly cleaning by operations staff the life of the cabinet can be extended
- Auto condensate removal
- FPG Freeflow air ventilation at rear eliminates the need for front ventilation panels
- Designed to be installed into joinery



Showing : Encore Series 8 refrigerated 2400mm square in-counter tilt front with integral refrigeration

OPTIONS & ACCESSORIES

Contact a [FPG Sales Representative](#) for our full range, including:

- Shelf trays: glass or mild steel. Powdercoat colour and woodprint options available for steel.
- Branded decals
- Base & shelf ticket strips: powdercoat colour
- Forward-facing controls
- Sides: mirror effect
- Rear Sling Doors that slide and swing
- Pull-out shelves
- Thermal film
- Custom joinery solution



Please contact FPG to discuss your requirements for meeting country-specific standards.

FPGWORLD.COM

REFRIGERATION DATA

MODEL	CORE PRODUCT TEMPERATURE	ENVIRONMENTAL TEST CONDITIONS	REFRIGERATION	REFRIGERANT	A LIMIT	CONDENSATE REMOVAL
IN-EC24-R-08-B1xx	+1°C - +3°C	Climate Class 3 - 25°C / 60% RH	Integral - VSD	R290	11.48 m ²	Automatic

ELECTRICAL DATA

MODEL	VOLTAGE	PHASE	CURRENT	E24H (kWh)	kWh per hour (average)	IP RATING	MAINS		LED LIGHTING		
							CONNECTION	CONNECTION PLUG ¹	HOURS	LUMENS	COLOUR
IN-EC24-R-08-B1xx	220-240 V	Single	4.1 A	7.57	0.32	IP 21	3 metre, 3 core cable	10 amp, 3 pin plug	50,000	1500 per metre	Natural

¹Please advise country to change plug specification.

CAPACITY, ACCESS & CONSTRUCTION

MODEL	SHELF DISPLAY AREA	LEVELS	ACCESS FRONT	ACCESS REAR	CHASSIS CONSTRUCTION
IN-EC24-R-08-B104	3.54 m ²	3 Shelves + Base	Tilt front	Sliding doors	Stainless 304 and mild steel
IN-EC24-R-08-B105			Sliding doors		

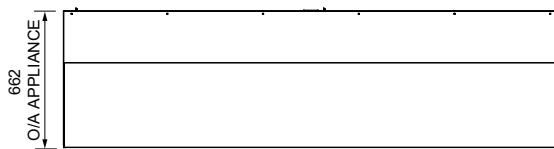
DIMENSIONS

MODEL	H x W x D mm (Uncrated)	MASS (Uncrated)
IN-EC24-R-08-B104	1260 x 2400 x 662	317 kg
IN-EC24-R-08-B105		319 kg

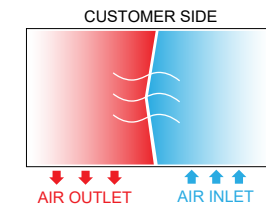
Crated weights and dimensions vary. Please contact us for information on your shipment.

Installation note:

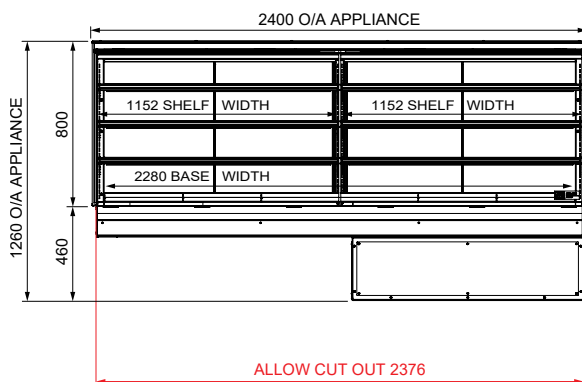
Model cutout dimensions: IN-EC24-R-08-B104 & B105 models require 2376 x 650mm benchtop cutout (see product manual for installation guide). Please request a thermal film when installing a refrigerated cabinet next to an adjacent refrigerated, controlled ambient, or ambient cabinet. **UNOBSTRUCTED AIRFLOW MUST BE MAINTAINED TO ENSURE UNIT PERFORMANCE AND MAINTAIN WARRANTY.**



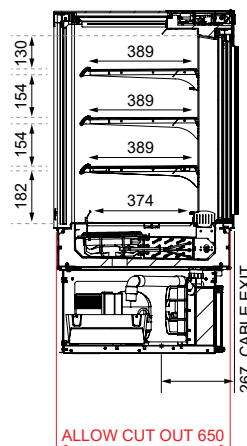
PLAN VIEW



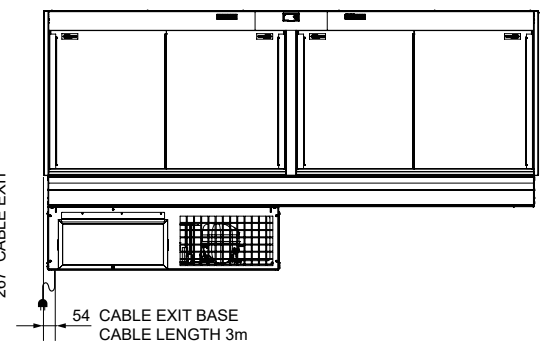
PLAN VIEW
FREEFLOW AIR TECHNOLOGY



FRONT ELEVATION



SECTION VIEW



REAR ELEVATION

For information on technical data and installation guidelines please contact support@fpgworld.com

In line with our policy to continually develop, improve and support our products, Future Products Group Ltd reserves the right to change specifications and design without notice.

Have a question? Please email us at sales@fpgworld.com or visit www.fpgworld.com for full contact details for your region.

