



FPGWORLD.COM



ENCORE

SERIES 8 BAIN MARIE IN-COUNTER 900 HEATED

RANGE	ENCORE SERIES 8 BAIN MARIE	
TEMPERATURE	HEATED	
MODEL	IN-EC09-BM-08-A005	IN-EC09-BM-08-A006
FRONT	SQUARE/ TILT FRONT	SQUARE/ SLIDING DOORS
INSTALLATION	IN-COUNTER	
HEIGHT	951mm	
WIDTH	900mm	
DEPTH	662mm	



TEMPERATURE RANGE	+55°C - +90°C
RECOMMENDED CORE PRODUCT TEMPERATURE	+65°C - +80°C
ENVIRONMENTAL TEST CONDITIONS	22°C / 65% RH

FEATURES




-  **High energy efficiency: 0.66 kWh per hour (average)**
-  **Cabinet operating temperature range +55°C - +90°C**
Recommended core product temperature +65°C - +80°C

- Smart display with double-glazed glass finished with a black trim

Tilt Front or Sliding Doors Heated Display

-  One tiltable, height-adjustable stainless steel wire rack shelf is full cabinet width to support maximum display capacity
- Unique shelf mounted front ticket strip 30mm together with rear ticket holder
-  Shelf fitted with halogen heat lamps, with 3000 hour warm white lighting
- 25,000 hour LED lighting system at 2758 lumens per metre in cabinet top
- Supplied with 2x 1/1 gastronorm dish 65mm deep

Operational Excellence

-  Sliding doors (staff side) and tilt front or sliding doors options (customer side)
-  Constructed from stainless and mild steel with fully double-glazed, low-E coated, toughened safety glass for maximum energy efficiency, climate control and durability
-  Low wattage density element in base provides even temperature distribution
- Dry operation well only
- Designed to be installed into joinery



Showing : Encore Series 8 Bain Marie heated 900mm square in-counter tilt front

OPTIONS & ACCESSORIES

Contact a [FPG Sales Representative](#) for our full range, including:

- Shelf trays: Toughened safety glass or mild steel. Colour and woodprint options available for steel.
- Stainless steel product trays
- Stainless steel pie chutes
- GN pans (various sizes)
- GN dividers
- Branded decals
- Shelf ticket strips: powdercoat colour
- Forward-facing controls
- Sides: mirror effect
- Rear Sling Doors that slide and swing
- Custom joinery solution



Please contact FPG to discuss your requirements for meeting country-specific standards.

FPGWORLD.COM

HEATED DATA

MODEL	TEMPERATURE RANGE	RECOMMENDED CORE PRODUCT TEMPERATURE	ENVIRONMENTAL TEST CONDITIONS	HEATING
IN-EC09-BM-08-Axxx	+55°C – +90°C	+65°C – +80°C	22°C / 65% RH	Low wattage density element / 2x 100 watt linear halogen

ELECTRICAL DATA

MODEL	VOLTAGE	PHASE	CURRENT	E24H (kWh)	kWh per hour (average)	IP RATING	MAINS		LED	HALOGEN LIGHTING	
							CONNECTION	CONNECTION PLUG ¹	HOURS	HOURS	COLOUR
IN-EC09-BM-08-Axxx	220-240 V	Single	8.8 A	15.85	0.66	IP 21	3 metre, 3 core cable	10 amp, 3 pin plug	25,000	3000	Warm white

¹Please advise country to change plug specification.

CAPACITY, ACCESS & CONSTRUCTION

MODEL	DISPLAY AREA	LEVELS	NO. OF 1/1 PANS	ACCESS FRONT	ACCESS REAR	CHASSIS CONSTRUCTION
IN-EC09-BM-08-A005	0.70 m ²	1 Shelf + Base pans	2	Tilt front	Sliding doors	Stainless 304 and mild steel
IN-EC09-BM-08-A006				Sliding doors		

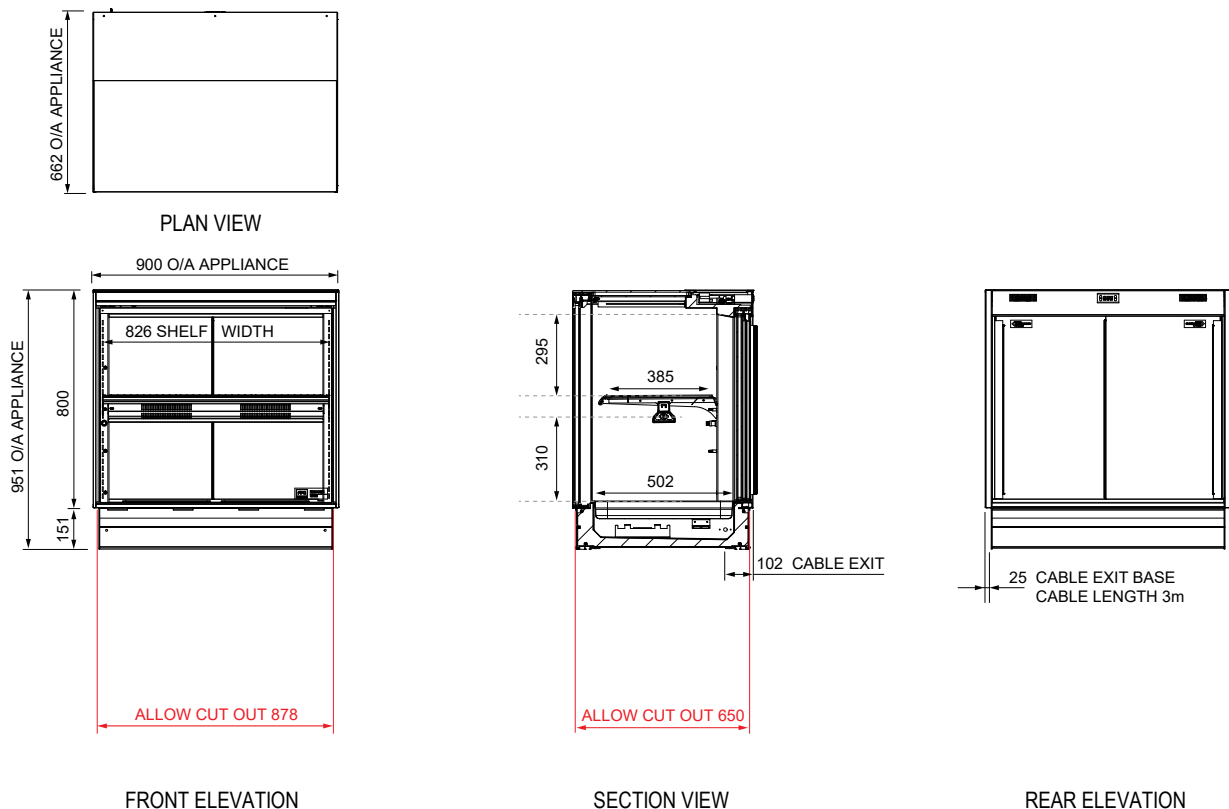
DIMENSIONS

MODEL	H x W x D mm (Uncrated)	MASS (Uncrated)
IN-EC09-BM-08-A005	951 x 900 x 662	105 kg
IN-EC09-BM-08-A006		105 kg

Crated weights and dimensions vary. Please contact us for information on your shipment.

Installation note:

Model cutout dimensions: IN-EC09-BM-08-A005 & A006 models require 878 x 650mm benchtop cutout (see product manual for installation guide).



For information on technical data and installation guidelines please contact support@fpgworld.com

In line with our policy to continually develop, improve and support our products, Future Products Group Ltd reserves the right to change specifications and design without notice.

Have a question? Please email us at sales@fpgworld.com or visit www.fpgworld.com for full contact details for your region.

