



FPGWORLD.COM

ENCORE

SERIES 8 SQUARE ON-COUNTER 900 AMBIENT

RANGE	ENCORE SERIES 8	
TEMPERATURE	AMBIENT	
MODEL	IN-EC09-A-08-A009	IN-EC09-A-08-A010
FRONT	SQUARE/ TILT FRONT	SQUARE/ SLIDING DOORS
INSTALLATION	ON-COUNTER	
HEIGHT	964mm	
WIDTH	900mm	
DEPTH	662mm	



CORE PRODUCT TEMPERATURE	AMBIENT
--------------------------	---------

FEATURES



High energy efficiency: 0.052 kWh per hour (average)

- **Cabinet operating at ambient temperature**
- Smart display with double-glazed glass finished with a black trim

Tilt Front or Sliding Doors Ambient Display

-  Three tiltable, height-adjustable stainless steel shelves and base are full cabinet width to support maximum display capacity
-  50,000 hour LED lighting system at 1500 lumens per metre in cabinet top and to each shelf
- Unique front ticket strip holders 30mm on shelves and base, and to the rear of shelves

Operational Excellence

-  Sliding doors (staff side) and tilt front or sliding doors options (customer side)
-  Constructed from stainless and mild steel for durability with fully double-glazed, low-E coated, toughened safety glass
- Fan assisted air circulation to mitigate heat build up
- Positioned on counter top



Showing : Encore Series 8 ambient 900mm square on-counter tilt front

OPTIONS & ACCESSORIES

Contact a [FPG Sales Representative](#) for our full range, including:

- Shelf trays: glass or mild steel. Powdercoat colour and woodprint options available for steel.
- Branded decals
- Base & shelf ticket strips: powdercoat colour
- Forward-facing controls
- Sides: mirror effect
- Rear Sling Doors that slide and swing
- Pull-out shelves
- Custom joinery solution



Please contact FPG to discuss your requirements for meeting country-specific standards.

FPGWORLD.COM



FPGWORLD.COM

ENCORE

SERIES 8 SQUARE ON-COUNTER 900 AMBIENT

AMBIENT DATA

MODEL	CORE PRODUCT TEMPERATURE
IN-EC09-A-08-Axxx	Ambient

ELECTRICAL DATA

MODEL	VOLTAGE	PHASE	CURRENT	E24H (kWh)	kWh per hour (average)	IP RATING	MAINS		LED LIGHTING		
							CONNECTION	CONNECTION PLUG ¹	HOURS	LUMENS	COLOUR
IN-EC09-A-08-Axxx	220-240 V	Single	0.22 A	1.24	0.052	IP 21	3 metre, 3 core cable	10 amp, 3 pin plug	50,000	1500 per metre	Natural

¹Please advise country to change plug specification.

CAPACITY, ACCESS & CONSTRUCTION

MODEL	SHELF DISPLAY AREA	LEVELS	ACCESS FRONT	ACCESS REAR	CHASSIS CONSTRUCTION
IN-EC09-A-08-A009	1.3 m ²	3 Shelves + Base	Tilt front	Sliding doors	Stainless 304 and mild steel
IN-EC09-A-08-A010			Sliding doors		

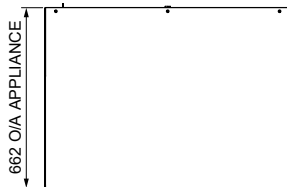
DIMENSIONS

MODEL	H x W x D mm (Uncrated)	MASS (Uncrated)
IN-EC09-A-08-A009	964 x 900 x 662	121 kg
IN-EC09-A-08-A010		121 kg

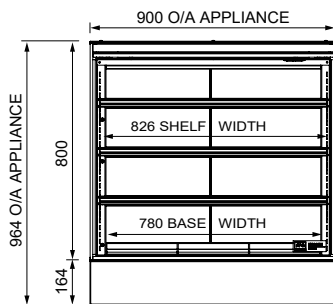
Crated weights and dimensions vary. Please contact us for information on your shipment.

Installation note:

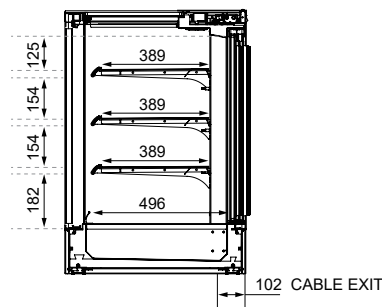
Please request a thermal film when installing an ambient cabinet next to an adjacent refrigerated cabinet.



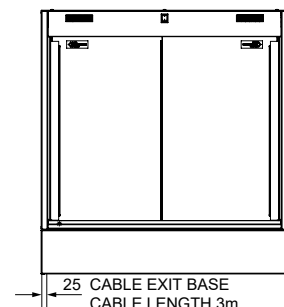
PLAN VIEW



FRONT ELEVATION



SECTION VIEW



REAR ELEVATION

For information on technical data and installation guidelines please contact support@fpgworld.com

In line with our policy to continually develop, improve and support our products, Future Products Group Ltd reserves the right to change specifications and design without notice.

Have a question? Please email us at sales@fpgworld.com or visit www.fpgworld.com for full contact details for your region.



Worldwide
contact
details: