



FPGWORLD.COM

IMPULSE PLUS




20H 12W

FRONT SWING DOORS/5 SHELVES



REFRIGERATED: R290 **VSD**

RANGE	IMPULSE SERIES
TEMPERATURE	REFRIGERATED
MODEL	IN-VI12-R-20-06-B2xx
FRONT	SWING DOORS
INSTALLATION	FREESTANDING/ROLLERS
REFRIGERATION	INTEGRAL, R290
TECHNOLOGY	VARIABLE SPEED DRIVE (VSD)
HEIGHT	2060mm
WIDTH	1200mm
DEPTH	600mm


CORE PRODUCT TEMPERATURE	+0.5°C – +2°C
ENVIRONMENTAL TEST CONDITIONS	CLIMATE CLASS 3 25°C / 60% RH
CABINET CLASSIFICATION	3MO

ENERGY EFFICIENCY	
 <p>NZ & AU Star Rating, please visit reg.energyrating.gov.au/comparator</p>	<p>EU</p> <p>For EPREL Rating, please visit:</p>  





FEATURES

-  **Maximum energy efficiency: 0.28 kWh per hour (average)**
-  **Maintains an average of +0.5°C - +2°C core product temperature at Climate Class 3: 25°C/60%RH**
- Compact display with swing doors (customer side), powdercoated satin black for a sleek finish

Swing Doors Refrigerated Display

- Six display levels: five height adjustable shelves and base are powdercoated black with textured stipple finish and full cabinet width to support maximum display capacity
-  Pluggable 50,000 hour LED lighting system at 800 lumens per metre in cabinet top, each shelf and to base
- Shelf and base ticket strips: 30mm

Operational Excellence

-  Constructed from stainless steel and powdercoated mild steel with fully double-glazed, low-E coated, toughened safety glass for maximum energy efficiency, climate control and durability
-  Fitted with high capacity EC (electronically controlled) energy saving and low noise fans
-  Variable speed drive inverter compressor and electronic controller ensure the cabinet is operating as efficiently as possible
-  Configured with a pre-filter - with weekly cleaning by operations staff the life of the cabinet can be extended
- Auto Condensate Removal (ACR)
- Fitted with unidirectional rollers



Showing : Impulse Plus 20H 12W refrigerated freestanding with front swing doors and five shelves and base

OPTIONS & ACCESSORIES

Contact a [FPG Sales Representative](#) for our full range, including:

- Add/remove shelves
- Shelf: Colour and woodprint options available
- Custom colour
- Branded decals
- Lockable castors



Please contact FPG to discuss your requirements for meeting country-specific standards.

FPGWORLD.COM

IMPULSE PLUS

20H 12W

FRONT SWING DOORS/5 SHELVES

REFRIGERATED: R290 **VSD**

REFRIGERATION DATA

MODEL	CORE PRODUCT TEMPERATURE	ENVIRONMENTAL TEST CONDITIONS	REFRIGERATION	REFRIGERANT	A LIMIT	CONDENSATE REMOVAL
IN-VI12-R-20-06-B2xx	+0.5°C - +2°C	Climate Class 3 - 25°C / 60% RH	Integral - VSD	R290	10.53 m ²	ACR

ELECTRICAL DATA

MODEL	VOLTAGE	PHASE	CURRENT	E24H (kWh)	kWh per hour (average)	IP RATING	MAINS		LED LIGHTING		
							CONNECTION	CONNECTION PLUG ¹	HOURS	LUMENS	COLOUR
IN-VI12-R-20-06-B2xx	220-240 V	Single	4.0 A	6.76	0.28	IP 21	3 metre 3 core cable	10 amp 3 pin plug	50,000	800 per metre	Natural

¹Please advise country to change plug specification.

CAPACITY, ACCESS & CONSTRUCTION

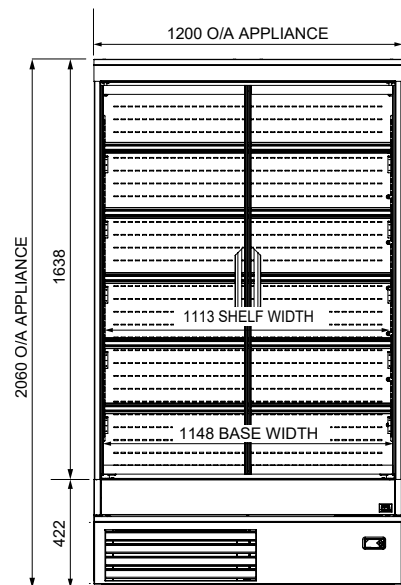
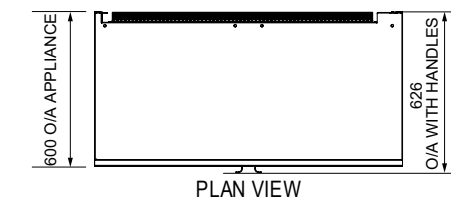
MODEL	SHELF DISPLAY AREA	LEVELS	ACCESS FRONT	ACCESS REAR	CHASSIS CONSTRUCTION
IN-VI12-R-20-06-B2xx	2.45 m ²	5 Shelves + Base	Swing doors	N/A	Mild steel and double-glazed safety glass

DIMENSIONS

MODEL	H x W x D mm (Uncrated)	MASS (Uncrated)
IN-VI12-R-20-06-B2xx	2060 x 1200 x 600	-

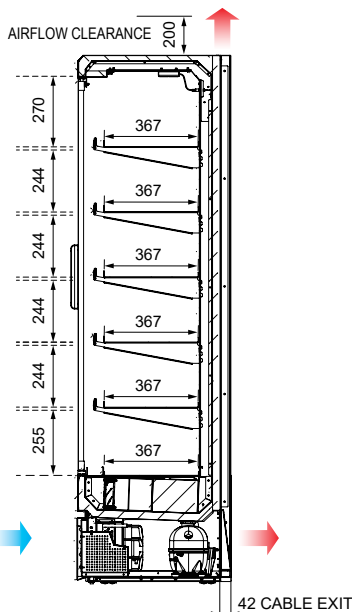
Crated weights and dimensions vary. Please contact us for information on your shipment.

Installation note: Designed to be installed as a stand alone unit or in an island matrix. Please request a thermal film when installing a refrigerated cabinet next to an adjacent refrigerated cabinet. **UNOBSTRUCTED AIRFLOW MUST BE MAINTAINED TO ENSURE UNIT PERFORMANCE AND TO MAINTAIN WARRANTY. WHEN PLACED AGAINST A WALL OR IN AN ISLAND MATRIX AIRFLOW VENTING IS RE-DIRECTED TO TOP OF CABINET. ALLOW NO LESS THAN 200mm CLEARANCE ABOVE CABINET FOR AIRFLOW.**

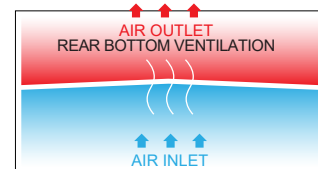


FRONT ELEVATION

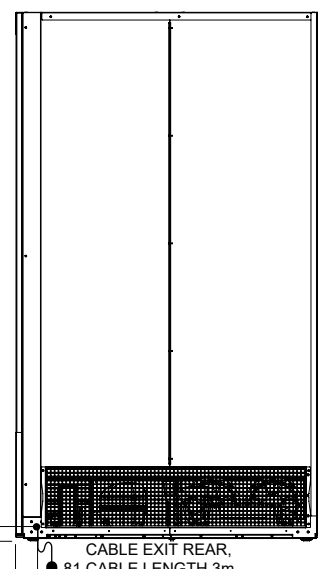
WHEN PLACED AGAINST A WALL OR IN AN ISLAND MATRIX AIRFLOW VENTING IS RE-DIRECTED TO TOP OF CABINET. ALLOW AIRFLOW CLEARANCE OF 200mm.



SECTION VIEW



PLAN VIEW - AIRFLOW
CUSTOMER SIDE



REAR ELEVATION

For information on technical data and installation guidelines please contact support@fpgworld.com

In line with our policy to continually develop, improve and support our products, Future Products Group Ltd reserves the right to change specifications and design without notice.

Have a question? Please email us at sales@fpgworld.com or visit www.fpgworld.com for full contact details for your region.

Worldwide
contact
details:

