



# ENCORE



## SERIES 8 SQUARE IN-COUNTER 1200 REFRIGERATED: R290 VSD

RANGE	ENCORE SERIES 8	
TEMPERATURE	REFRIGERATED	
MODEL	IN-EC12-R-08-B104	IN-EC12-R-08-B105
FRONT	SQUARE/ TILT FRONT	SQUARE/ SLIDING DOORS
INSTALLATION	IN-COUNTER	
REFRIGERATION	INTEGRAL, R290	
TECHNOLOGY	VARIABLE SPEED DRIVE (VSD)	
HEIGHT	1260mm	
WIDTH	1200mm	
DEPTH	662mm	



CORE PRODUCT TEMPERATURE	+1°C – +3°C
ENVIRONMENTAL TEST CONDITIONS	CLIMATE CLASS 3 25°C / 60% RH
CABINET CLASSIFICATION	3MO

ENERGY EFFICIENCY	
 <p>NZ &amp; AU Star Rating, please visit <a href="http://reg.energyrating.gov.au/comparator">reg.energyrating.gov.au/comparator</a></p>	<p>EU</p> <p>For EPREL Rating, please visit</p> 







## FEATURES

-  **Maximum energy efficiency: 0.16 kWh per hour (average)**
-  **Maintains an average of +1°C - +3°C core product temperature at Climate Class 3: 25°C/60%RH**
- Smart display with double-glazed glass finished with a black trim

### Tilt Front or Sliding Doors Refrigerated Display

-  Three tiltable, height-adjustable stainless steel shelves and base are full cabinet width to support maximum display capacity
-  50,000 hour LED lighting system at 1500 lumens per metre in cabinet top and to each shelf
- Unique front ticket strip holders 30mm on shelves and base, and to the rear of shelves.

### Operational Excellence

-  Maintains core product temperatures of <5°C with up to 120 door openings per hour for Climate Class 3: 25°C/60% RH
-  Sliding doors (staff side) and tilt front or sliding doors options (customer side)
-  High internal humidity maintains and extends shelf life
-  Constructed from stainless and mild steel with fully double-glazed, low-E coated, toughened safety glass for maximum energy efficiency, climate control and durability
-  Variable speed drive inverter compressor and electronic controller ensure the cabinet is operating as efficiently as possible
-  Configured with a pre-filter - with weekly cleaning by operations staff the life of the cabinet can be extended
- Auto condensate removal
- FPG Freeflow air ventilation at rear eliminates the need for front ventilation panels
- Designed to be installed into joinery



Showing : Encore Series 8 refrigerated 1200mm square in-counter tilt front with integral refrigeration

## OPTIONS & ACCESSORIES

Contact a [FPG Sales Representative](#) for our full range, including:

- Shelf trays: glass or mild steel. Powdercoat colour and woodprint options available for steel.
- Branded decals
- Shelf ticket strips: powdercoat colour
- Forward-facing controls
- Sides: mirror effect
- Rear Sling Doors that slide and swing
- Pull-out shelves
- Thermal film
- Custom joinery solution



Please contact FPG to discuss your requirements for meeting country-specific standards.

### REFRIGERATION DATA

MODEL	CORE PRODUCT TEMPERATURE	ENVIRONMENTAL TEST CONDITIONS	REFRIGERATION	REFRIGERANT	A LIMIT	CONDENSATE REMOVAL
IN-EC12-R-08-B1xx	+1°C – +3°C	Climate Class 3 - 25°C / 60% RH	Integral - VSD	R290	N/A	Automatic

### ELECTRICAL DATA

MODEL	VOLTAGE	PHASE	CURRENT	E24H (kWh)	kWh per hour (average)	IP RATING	MAINS		LED LIGHTING		
							CONNECTION	CONNECTION PLUG <sup>1</sup>	HOURS	LUMENS	COLOUR
IN-EC12-R-08-B1xx	220-240 V	Single	1.8 A	3.83	0.16	IP 21	3 metre, 3 core cable	10 amp, 3 pin plug	50,000	1500 per metre	Natural

<sup>1</sup>Please advise country to change plug specification.

### CAPACITY, ACCESS & CONSTRUCTION

MODEL	SHELF DISPLAY AREA	LEVELS	ACCESS FRONT	ACCESS REAR	CHASSIS CONSTRUCTION
IN-EC12-R-08-B104	1.72 m²	3 Shelves + Base	Tilt front	Sliding doors	Stainless 304 and mild steel
IN-EC12-R-08-B105			Sliding doors		

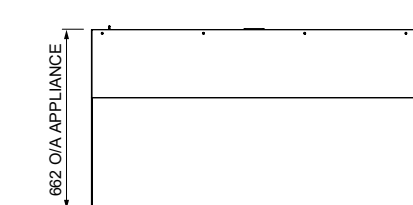
### DIMENSIONS

MODEL	H x W x D mm (Uncrated)	MASS (Uncrated)
IN-EC12-R-08-B104	1260 x 1200 x 662	- kg
IN-EC12-R-08-B105		

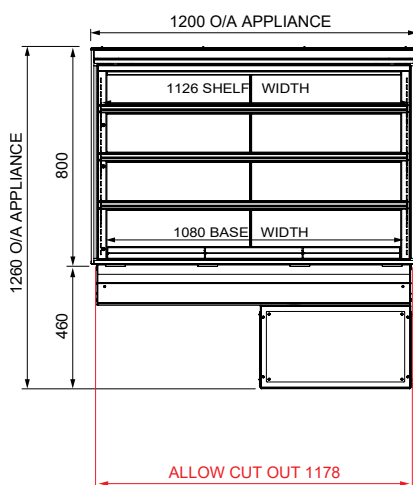
Crated weights and dimensions vary. Please contact us for information on your shipment.

#### Installation note:

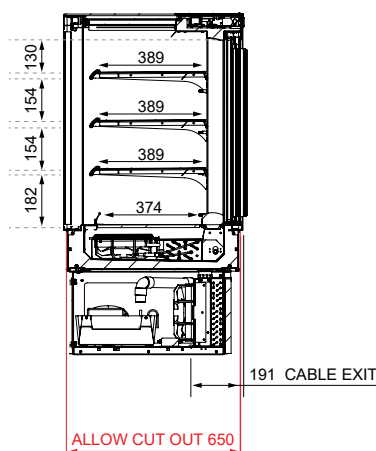
Model cutout dimensions: IN-EC12-R-08-B104 & B105 models require 1178 x 650mm benchtop cutout (see product manual for installation guide). Please request a thermal film when installing a refrigerated cabinet next to an adjacent refrigerated, controlled ambient, or ambient cabinet. **UNOBSTRUCTED AIRFLOW MUST BE MAINTAINED TO ENSURE UNIT PERFORMANCE AND MAINTAIN WARRANTY.**



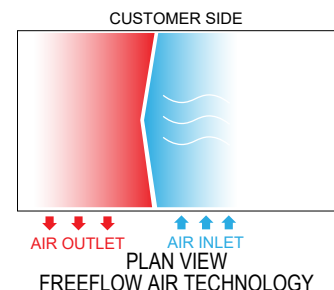
PLAN VIEW



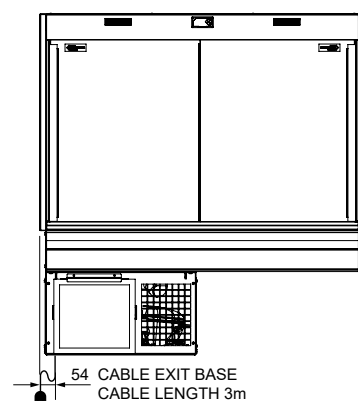
FRONT ELEVATION



SECTION VIEW



PLAN VIEW  
FREEFLOW AIR TECHNOLOGY



REAR ELEVATION

For information on technical data and installation guidelines please contact [support@fpgworld.com](mailto:support@fpgworld.com)

In line with our policy to continually develop, improve and support our products, Future Products Group Ltd reserves the right to change specifications and design without notice.

Have a question? Please email us at [sales@fpgworld.com](mailto:sales@fpgworld.com) or visit [www.fpgworld.com](http://www.fpgworld.com) for full contact details for your region.

