



FPGWORLD.COM

ENCORE

COUNTER 900 IN-COUNTER/SQUARE CONTROLLED AMBIENT: R290 VSD

| | | |
|---------------|----------------------------|--------------------------|
| RANGE | ENCORE SERIES | |
| TEMPERATURE | CONTROLLED AMBIENT | |
| MODEL | IN-EC09-CA-08-B104 | IN-EC09-CA-08-B105 |
| FRONT | SQUARE/ TILT FRONT | SQUARE/ SLIDING DOORS |
| INSTALLATION | IN-COUNTER | |
| REFRIGERATION | INTEGRAL, R290 | |
| TECHNOLOGY | VARIABLE SPEED DRIVE (VSD) | |
| HEIGHT | 1260mm | |
| WIDTH | 900mm | |
| DEPTH | 662mm | |

| | |
|-------------------------------|----------------------------------|
| CORE PRODUCT TEMPERATURE | +16°C – +18°C |
| ENVIRONMENTAL TEST CONDITIONS | CLIMATE CLASS 3 25°C / 60% RH |

FEATURES

- Maximum energy efficiency: 0.14 kWh per hour (average)**
- Maintains an average of +16°C - +18°C core product temperature at Climate Class 3: 25°C/60%RH**
- Smart display with double-glazed glass finished with a black trim

Tilt Front or Sliding Doors Controlled Ambient Display

- Three tiltable, height-adjustable stainless steel shelves and base are full cabinet width to support maximum display capacity
- 50,000 hour LED lighting system at 1500 lumens per metre in cabinet top and to each shelf
- Unique front ticket strip holders 30mm on shelves and base, and to the rear of shelves.

Operational Excellence

- Sliding doors (staff side) and tilt front or sliding doors options (customer side)
- High internal humidity maintains and extends shelf life
- Constructed from stainless and mild steel with fully double-glazed, low-E coated, toughened safety glass for maximum energy efficiency, climate control and durability
- Variable speed drive inverter compressor and electronic controller ensure the cabinet is operating as efficiently as possible
- Configured with a pre-filter - with weekly cleaning by operations staff the life of the cabinet can be extended
- Auto condensate removal
- FPG Freeflow air ventilation at rear eliminates the need for front ventilation panels
- Designed to be installed into joinery



Showing : Encore Counter controlled ambient 900mm square in-counter tilt front with integral refrigeration

OPTIONS & ACCESSORIES

Contact a [FPG Sales Representative](#) for our full range, including:

- Shelf trays: glass or mild steel. Powdercoat colour and woodprint options available for steel.
- Branded decals
- Shelf ticket strips: powdercoat colour
- Forward-facing controls
- Sides: mirror effect
- Rear Sling Doors that slide and swing
- Pull-out shelves
- Custom joinery solution



Please contact FPG to discuss your requirements for meeting country-specific standards.

FPGWORLD.COM

REFRIGERATION DATA

| MODEL | CORE PRODUCT TEMPERATURE | ENVIRONMENTAL TEST CONDITIONS | REFRIGERATION | REFRIGERANT | A LIMIT | CONDENSATE REMOVAL |
|--------------------|--------------------------|---------------------------------|----------------|-------------|---------|--------------------|
| IN-EC09-CA-08-B1xx | +16°C – +18°C | Climate Class 3 - 25°C / 60% RH | Integral - VSD | R290 | N/A | Automatic |

ELECTRICAL DATA

| MODEL | VOLTAGE | PHASE | CURRENT | E24H (kWh) | kWh per hour (average) | IP RATING | MAINS | | LED LIGHTING | | |
|--------------------|-----------|--------|---------|------------|------------------------|-----------|-----------------------|------------------------------|--------------|----------------|---------|
| | | | | | | | CONNECTION | CONNECTION PLUG ¹ | HOURS | LUMENS | COLOUR |
| IN-EC09-CA-08-B1xx | 220-240 V | Single | 1.6 A | 3.29 | 0.14 | IP 21 | 3 metre, 3 core cable | 10 amp, 3 pin plug | 50,000 | 1500 per metre | Natural |

¹Please advise country to change plug specification.

CAPACITY, ACCESS & CONSTRUCTION

| MODEL | SHELF DISPLAY AREA | LEVELS | ACCESS FRONT | ACCESS REAR | CHASSIS CONSTRUCTION |
|--------------------|--------------------|------------------|---------------|---------------|------------------------------|
| IN-EC09-CA-08-B104 | 125 m² | 3 Shelves + Base | Tilt front | Sliding doors | Stainless 304 and mild steel |
| IN-EC09-CA-08-B105 | | | Sliding doors | | |

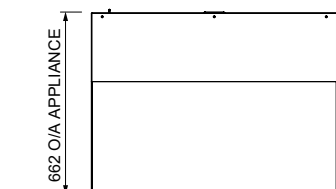
DIMENSIONS

| MODEL | H x W x D mm (Uncrated) | MASS (Uncrated) |
|--------------------|-------------------------|-----------------|
| IN-EC09-CA-08-B104 | 1260 x 900 x 662 | - kg |
| IN-EC09-CA-08-B105 | | |

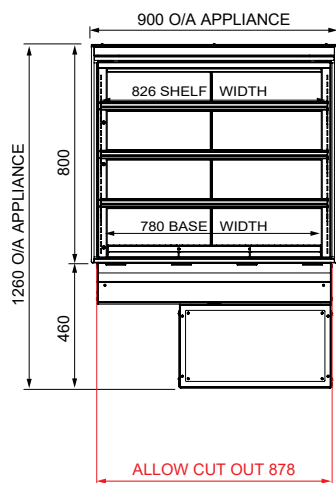
Crated weights and dimensions vary. Please contact us for information on your shipment.

Installation note:

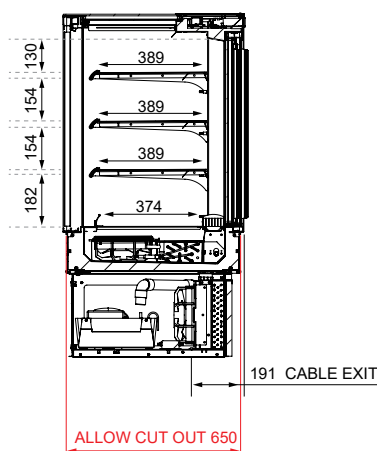
Model cutout dimensions: IN-EC09-CA-08-B104 & B105 models require 878 x 650mm benchtop cutout (see product manual for installation guide). Please request a thermal film when installing a refrigerated cabinet next to an adjacent refrigerated, controlled ambient, or ambient cabinet. **UNOBSTRUCTED AIRFLOW MUST BE MAINTAINED TO ENSURE UNIT PERFORMANCE AND MAINTAIN WARRANTY.**



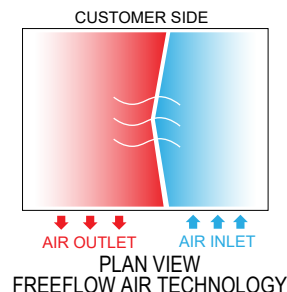
PLAN VIEW




FRONT ELEVATION



SECTION VIEW



PLAN VIEW FREEFLOW AIR TECHNOLOGY



REAR ELEVATION

For information on technical data and installation guidelines please contact support@fpgworld.com

In line with our policy to continually develop, improve and support our products, Future Products Group Ltd reserves the right to change specifications and design without notice.

Have a question? Please email us at sales@fpgworld.com or visit www.fpgworld.com for full contact details for your region.



Worldwide
contact
details: