



FPGWORLD.COM

ENCORE

COUNTER 900 FREESTANDING/SQUARE AMBIENT

RANGE	ENCORE SERIES	
TEMPERATURE	AMBIENT	
MODEL	IN-EC09-A-08-A001	IN-EC09-A-08-A002
FRONT	SQUARE/ TILT FRONT	SQUARE/ SLIDING DOORS
INSTALLATION	FREESTANDING	
HEIGHT	1450mm	
WIDTH	900mm	
DEPTH	662mm	

CORE PRODUCT TEMPERATURE



AMBIENT

FEATURES



High energy efficiency: 0.052 kWh per hour (average)

- **Cabinet operating at ambient temperature**
- Smart display with double-glazed glass finished with a black trim

Tilt Front or Sliding Doors Ambient Display

-  Three tiltable, height-adjustable stainless steel shelves and base are full cabinet width to support maximum display capacity
-  50,000 hour LED lighting system at 1500 lumens per metre in cabinet top and to each shelf
- Unique front ticket strip holders 30mm on shelves and base, and to the rear of shelves

Operational Excellence

-  Sliding doors (staff side) and tilt front or sliding doors options (customer side)
-  Constructed from stainless and mild steel for durability with fully double-glazed, low-E coated, toughened safety glass
- Fan assisted air circulation to mitigate heat build up
- Rear cavity for ambient storage
- Fitted with adjustable 150mm legs (+30mm adjustment)
- Install with or without joinery (see Options & Accessories)



Showing : Encore Counter ambient 900mm square freestanding tilt front

OPTIONS & ACCESSORIES

Contact a [FPG Sales Representative](#) for our full range, including:

- Shelf trays: glass or mild steel. Powdercoat colour and woodprint options available for steel.
- Branded decals
- Chassis & shelf ticket strips: powdercoat colour
- Forward-facing controls
- Sides: mirror effect
- Tray race
- Bumper rail with optional product bin
- Rear Sling Doors that slide and swing
- Pull-out shelves
- Rear deck assemblies
- Rear ambient drawer with dividers
- Toe kick
- Castors or rollers
- Custom joinery solution



Please contact FPG to discuss your requirements for meeting country-specific standards.

FPGWORLD.COM

AMBIENT DATA

MODEL	CORE PRODUCT TEMPERATURE
IN-EC09-A-08-Axxx	Ambient

ELECTRICAL DATA

MODEL	VOLTAGE	PHASE	CURRENT	E24H (kWh)	kWh per hour (average)	IP RATING	MAINS		LED LIGHTING		
							CONNECTION	CONNECTION PLUG ¹	HOURS	LUMENS	COLOUR
IN-EC09-A-08-Axxx	220-240 V	Single	0.22 A	1.24	0.052	IP 21	3 metre, 3 core cable	10 amp, 3 pin plug	50,000	1500 per metre	Natural

¹Please advise country to change plug specification.

CAPACITY, ACCESS & CONSTRUCTION

MODEL	SHELF DISPLAY AREA	LEVELS	ACCESS FRONT	ACCESS REAR	CHASSIS CONSTRUCTION
IN-EC09-A-08-A001	13 m ²	3 Shelves + Base	Tilt front	Sliding doors	Stainless 304 and mild steel
IN-EC09-A-08-A002			Sliding doors		

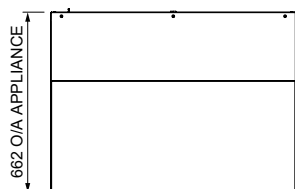
DIMENSIONS

MODEL	H x W x D mm (Uncrated)	MASS (Uncrated)
IN-EC09-A-08-A001	1450 x 900 x 662	- kg
IN-EC09-A-08-A002		

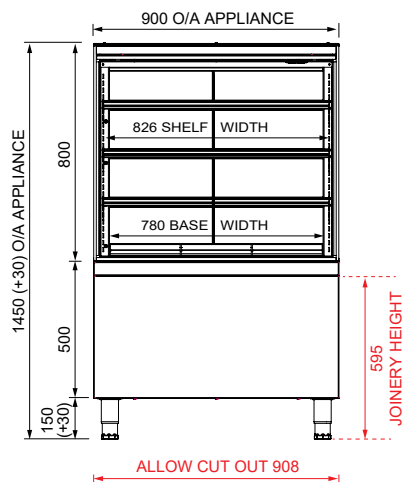
Crated weights and dimensions vary. Please contact us for information on your shipment.

Installation note:

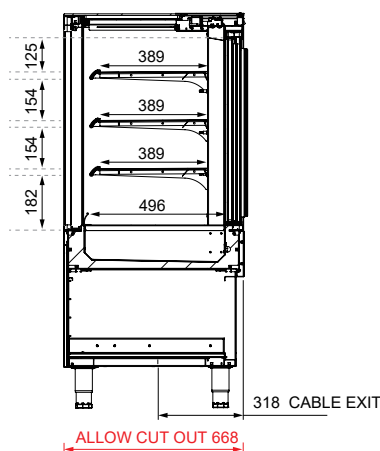
Model cutout dimensions: IN-EC09-A-08-A001 & A002 models require 908 x 668mm benchtop cutout. Joinery height 595mm (see product manual for installation guide). Optional front bumper rail recommended to complement cabinet/joinery finish. Please request a thermal film when installing a refrigerated cabinet next to an adjacent refrigerated, controlled ambient, or ambient cabinet.




PLAN VIEW



FRONT ELEVATION



SECTION VIEW



REAR ELEVATION

For information on technical data and installation guidelines please contact support@fpgworld.com

In line with our policy to continually develop, improve and support our products, Future Products Group Ltd reserves the right to change specifications and design without notice.

Have a question? Please email us at sales@fpgworld.com or visit www.fpgworld.com for full contact details for your region.

