



FPGWORLD.COM

ENCORE

COUNTER 600 FREESTANDING/SQUARE AMBIENT

RANGE	ENCORE SERIES	
TEMPERATURE	AMBIENT	
MODEL	IN-EC06-A-08-A001	IN-EC06-A-08-A002
FRONT	SQUARE/ TILT FRONT	SQUARE/ SLIDING DOORS
INSTALLATION	FREESTANDING	
HEIGHT	1450mm	
WIDTH	600mm	
DEPTH	662mm	

CORE PRODUCT TEMPERATURE



AMBIENT

FEATURES



High energy efficiency: 0.034 kWh per hour (average)

- **Cabinet operating at ambient temperature**
- Smart display with double-glazed glass finished with a black trim

Tilt Front or Sliding Doors Ambient Display

-  Three tiltable, height-adjustable stainless steel shelves and base are full cabinet width to support maximum display capacity
-  50,000 hour LED lighting system at 1500 lumens per metre in cabinet top and to each shelf
- Unique front ticket strip holders 30mm on shelves and base, and to the rear of shelves

Operational Excellence

-  Sliding doors (staff side) and tilt front or sliding doors options (customer side)
-  Constructed from stainless and mild steel for durability with fully double-glazed, low-E coated, toughened safety glass
- Fan assisted air circulation to mitigate heat build up
- Rear cavity for ambient storage
- Fitted with adjustable 150mm legs (+30mm adjustment)
- Install with or without joinery (see Options & Accessories)



Showing : Encore Counter ambient 600mm square freestanding tilt front

OPTIONS & ACCESSORIES

Contact a [FPG Sales Representative](#) for our full range, including:

- Shelf trays: glass or mild steel. Powdercoat colour and woodprint options available for steel.
- Branded decals
- Chassis & shelf ticket strips: powdercoat colour
- Forward-facing controls
- Sides: mirror effect
- Tray race
- Bumper rail with optional product bin
- Rear Sling Doors that slide and swing
- Pull-out shelves
- Rear deck assemblies
- Rear ambient drawer with dividers
- Toe kick
- Castors or rollers
- Custom joinery solution



Please contact FPG to discuss your requirements for meeting country-specific standards.

FPGWORLD.COM

AMBIENT DATA

MODEL	CORE PRODUCT TEMPERATURE
IN-EC06-A-08-Axxx	Ambient

ELECTRICAL DATA

MODEL	VOLTAGE	PHASE	CURRENT	E24H (kWh)	kWh per hour (average)	IP RATING	MAINS		LED LIGHTING		
							CONNECTION	CONNECTION PLUG ¹	HOURS	LUMENS	COLOUR
IN-EC06-A-08-Axxx	220-240 V	Single	0.14 A	0.816	0.034	IP 21	3 metre, 3 core cable	10 amp, 3 pin plug	50,000	1500 per metre	Natural

¹Please advise country to change plug specification.

CAPACITY, ACCESS & CONSTRUCTION

MODEL	SHELF DISPLAY AREA	LEVELS	ACCESS FRONT	ACCESS REAR	CHASSIS CONSTRUCTION
IN-EC06-A-08-A001	0.8 m ²	3 Shelves + Base	Tilt front	Sliding doors	Stainless 304 and mild steel
IN-EC06-A-08-A002			Sliding doors		

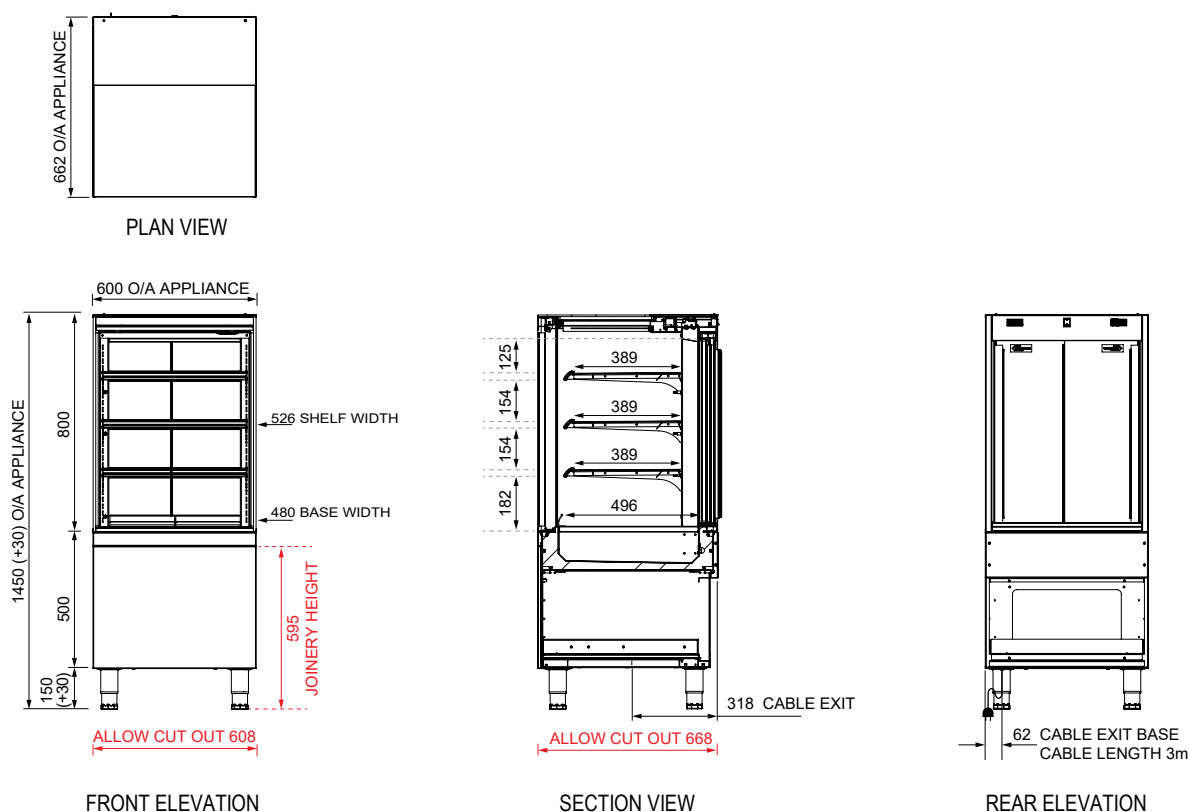
DIMENSIONS

MODEL	H x W x D mm (Uncrated)	MASS (Uncrated)
IN-EC06-A-08-A001	1450 x 600 x 662	- kg
IN-EC06-A-08-A002		

Crated weights and dimensions vary. Please contact us for information on your shipment.

Installation note:

Model cutout dimensions: IN-EC06-A-08-A001 & A002 models require 608 x 668mm benchtop cutout. Joinery height 595mm (see product manual for installation guide). Optional front bumper rail recommended to complement cabinet/joinery finish. Please request a thermal film when installing a refrigerated cabinet next to an adjacent refrigerated, controlled ambient, or ambient cabinet.



For information on technical data and installation guidelines please contact support@fpgworld.com

In line with our policy to continually develop, improve and support our products, Future Products Group Ltd reserves the right to change specifications and design without notice.

Have a question? Please email us at sales@fpgworld.com or visit www.fpgworld.com for full contact details for your region.

