

RANGE	INLINE 3000 SERIES	
TEMPERATURE	REFRIGERATED	
MODEL	IN-3C08-CU-FF-FS	IN-3C08-CU-SD-FS
FRONT	CURVED/ FIXED FRONT	CURVED/ SLIDING DOORS
INSTALLATION	FREESTANDING	
REFRIGERATION	INTEGRAL, R513A	
HEIGHT	1261mm	
WIDTH	803mm	
DEPTH	663mm	

CORE PRODUCT TEMPERATURE	+2°C – +4°C
ENVIRONMENTAL TEST CONDITIONS	CLIMATE CLASS 3 25°C / 60% RH
CABINET CLASSIFICATION	3M1

ENERGY EFFICIENCY
NZ & AU For Star Rating, please visit reg.energyrating.gov.au/comparator

FEATURES

 **High energy efficiency: 0.36 kWh per hour (average)**




 **Maintains an average of +2°C - +4°C core product temperature at Climate Class 3 25°C/60%RH with up to 60 door openings per hour**

- Smart display with double-glazed glass encased in brushed stainless steel frame

Fixed Front or Sliding Doors Refrigerated Display

-  Three tiltable, height-adjustable stainless steel shelves and base are full cabinet width to support maximum display capacity
-  50,000 hour LED lighting system at 1500 lumens per metre in cabinet top
- Unique front ticket strip holder 30mm on shelves and base, and to the rear of shelves
- Extrusion at the top of the cabinet - front only - is fitted with a stainless steel panel that can be replaced with a branded insert

Operational Excellence

-  Sliding doors (staff side) and fixed front or sliding doors options (customer side)
-  High internal humidity maintains and extends shelf life
-  Constructed from stainless and mild steel with fully double-glazed, toughened safety glass for maximum energy efficiency, climate control and durability
- FPG Freeflow air ventilation at rear eliminates the need for front ventilation panels
- Fitted with adjustable 150mm legs (+30mm adjustment)



Showing : Inline 3000 Series refrigerated 800mm curved freestanding fixed front with integral refrigeration

OPTIONS & ACCESSORIES

Contact a [FPG Sales Representative](#) for our full range, including:

- Remote refrigeration with TX, EPR or Solenoid valves for connection
- Shelf trays: Toughened safety glass or mild steel. Colour and woodprint options available for steel shelf trays
- 50,000 hour LED lighting to shelves
- Angled base insert
- Branded decals/insert
- Sides: mirror effect
- Auto Condensate Removal (ACR)
- Adjustable 100mm legs (+25mm adjustment), lockable castors or unidirectional rollers
- Forward-facing controls
- Rear deck assemblies
- Thermal divider panels
- Custom joinery solution



REFRIGERATION DATA

MODEL	CORE PRODUCT TEMPERATURE	ENVIRONMENTAL TEST CONDITIONS	REFRIGERATION	REFRIGERANT	CONDENSATE REMOVAL
IN-3C08-CU-XX-FS	+2°C – +4°C	Climate Class 3 - 25°C / 60% RH	Integral	R513A	Manual/ACR ¹

¹Option.

ELECTRICAL DATA

MODEL	VOLTAGE	PHASE	CURRENT	E24H (kWh)	kWh per hour (average)	IP RATING	MAINS		LED LIGHTING		
							CONNECTION	CONNECTION PLUG ²	HOURS	LUMENS	COLOUR
IN-3C08-CU-XX-FS	220-240 V	Single	2.8 A	8.69	0.36	IP 21	3 metre, 3 core cable	10 amp, 3 pin plug	50,000	1500 per metre	Natural
ACR (Option)			1.43 A	7.20	0.30						

²Please advise country to change plug specification.

CAPACITY, ACCESS & CONSTRUCTION

MODEL	SHELF DISPLAY AREA	LEVELS	ACCESS FRONT	ACCESS REAR	DOOR OPENINGS @ +2°C – +4°C	CHASSIS CONSTRUCTION
IN-3C08-CU-FF-FS	0.9 m ²	3 Shelves + Base	Fixed front	Sliding doors	60 per hour	Stainless 304 and mild steel
IN-3C08-CU-SD-FS	0.9 m ²	3 Shelves + Base	Sliding doors	Sliding doors	60 per hour	Stainless 304 and mild steel

DIMENSIONS

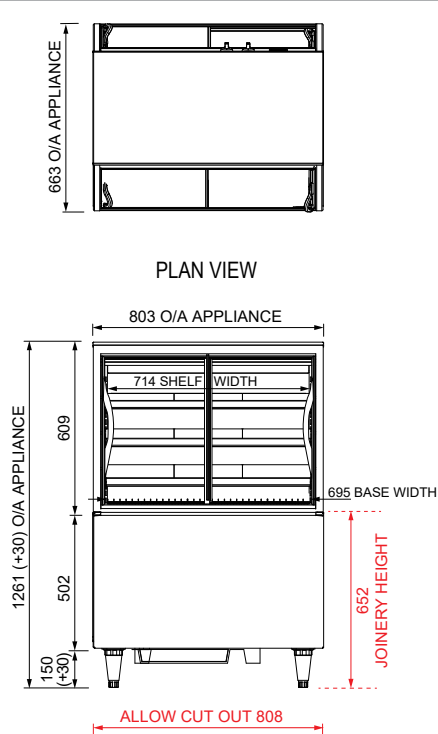
MODEL	H x W x D mm (Uncrated)	MASS (Uncrated)
IN-3C08-CU-XX-FS	1261 x 803 x 663	- kg

Crated weights and dimensions vary. Please contact us for information on your shipment.

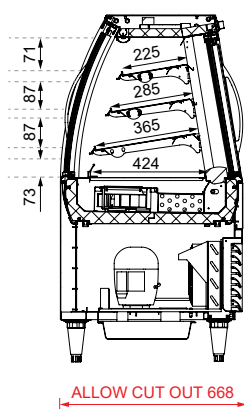
Installation note:

Model cutout dimensions: IN-3C08-CU-XX-FS models require 808 x 668mm benchtop cutout. Joinery height 652mm (see product manual for installation guide). When installing this cabinet next to an adjacent Inline 3000 Series refrigerated, controlled ambient or ambient cabinet, please install an Inline 3000 Series thermal divider panel (accessory) between them.

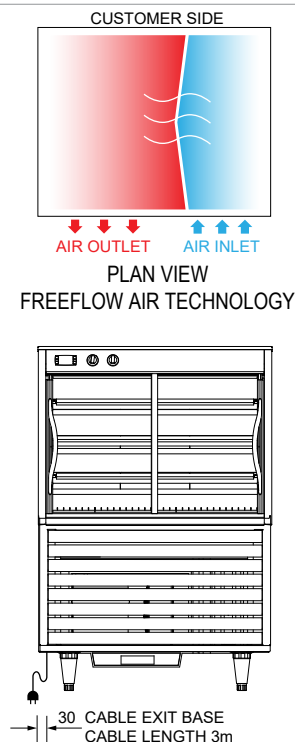
UNOBSTRUCTED AIRFLOW MUST BE MAINTAINED TO ENSURE UNIT PERFORMANCE AND MAINTAIN WARRANTY.



FRONT ELEVATION



SECTION VIEW



REAR ELEVATION

For information on technical data and installation guidelines please contact support@fpgworld.com

In line with our policy to continually develop, improve and support our products, Future Products Group Ltd reserves the right to change specifications and design without notice.

Have a question? Please email us at sales@fpgworld.com or visit www.fpgworld.com for full contact details for your region.

