



INLINE

3000 SERIES BAIN MARIE 900 IN-COUNTER/SQUARE HEATED

RANGE	INLINE 3000 SERIES BAIN MARIE
TEMPERATURE	HEATED
MODEL	IN-3B09-SQ-FF-IC
FRONT	SQUARE/FIXED FRONT
INSTALLATION	IN-COUNTER
HEIGHT	771mm
WIDTH	900mm
DEPTH	662mm

TEMPERATURE RANGE	+30°C – +110°C
RECOMMENDED CORE PRODUCT TEMPERATURE	+65°C – +80°C
ENVIRONMENTAL TEST CONDITIONS	22°C / 65% RH

FEATURES




-  **High energy efficiency: 0.7 kWh per hour (average)**
-  **Cabinet operating temperature range +30°C - +110°C
Recommended core product temperature +65°C - +80°C**


- Smart display with double-glazed glass finished with a black trim

Fixed Front Heated Display

- Fitted with halogen heat lamps, with 3000 hour warm white lighting
- Supplied with 2x 1/1 gastronorm dishes 65mm deep

Operational Excellence

-  Sliding doors (staff side) and fixed front (customer side)
-  Constructed from stainless and mild steel with fully double-glazed, toughened safety glass for maximum energy efficiency, climate control and durability
-  Low wattage density element provides even temperature distribution
- Dry operation well only
- Designed to be installed into joinery



Showing : Inline 3000 Series Bain Marie heated 900mm square in-counter fixed front

OPTIONS & ACCESSORIES

Contact a [FPG Sales Representative](#) for our full range, including:

- Add a holding shelf
- Branded decals
- Sides: mirror effect
- GN pans (various sizes)
- GN dividers
- Forward-facing controls
- Custom joinery solution



HEATED DATA

MODEL	TEMPERATURE RANGE	RECOMMENDED CORE PRODUCT TEMPERATURE	ENVIRONMENTAL TEST CONDITIONS	HEATING
IN-3B09-SQ-FF-IC	+30°C – +110°C	+65°C – +80°C	22°C / 65% RH	Low wattage density element / 2x 100 watt linear halogen

ELECTRICAL DATA

MODEL	VOLTAGE	PHASE	CURRENT	E24H (kWh)	kWh per hour (average)	IP RATING	MAINS		HEAT LAMPS	HALOGEN LIGHTING	
							CONNECTION	CONNECTION PLUG ¹		HOURS	COLOUR
IN-3B09-SQ-FF-IC	220-240 V	Single	4.6 A	16.8	0.7	IP 22	3 metre, 3 core cable	10 amp, 3 pin plug	2x 100 watt linear halogen	3000	Warm white

¹Please advise country to change plug specification.

CAPACITY, ACCESS & CONSTRUCTION

MODEL	DISPLAY AREA	NO. OF 1/1 PANS	ACCESS FRONT	ACCESS REAR	CHASSIS CONSTRUCTION
IN-3B09-SQ-FF-IC	0.3 m ²	2	Fixed front	Sliding doors	Stainless 304 and mild steel

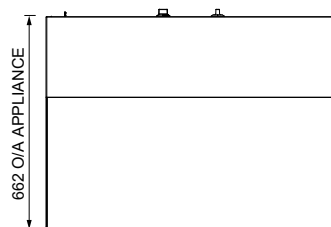
DIMENSIONS

MODEL	H x W x D mm (Uncrated)	MASS (Uncrated)
IN-3B09-SQ-FF-IC	771 x 900 x 662	- kg

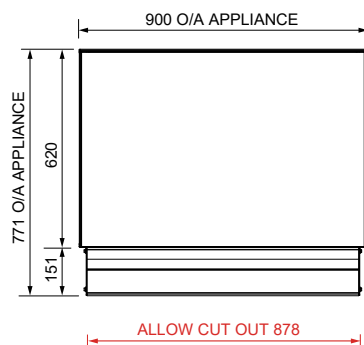
Crated weights and dimensions vary. Please contact us for information on your shipment.

Installation note:

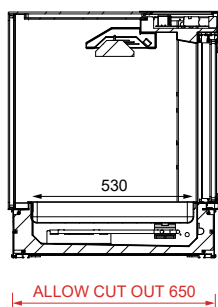
Model cutout dimensions: IN-3B09-SQ-FF-IC models require 878 x 650mm benchtop cutout (see product manual for installation guide).



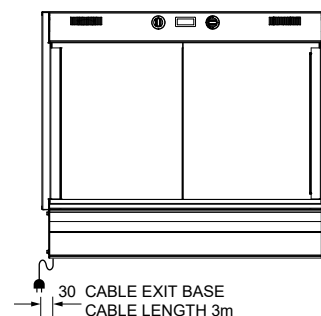
PLAN VIEW



FRONT ELEVATION



SECTION VIEW



REAR ELEVATION

For information on technical data and installation guidelines please contact support@fpgworld.com

In line with our policy to continually develop, improve and support our products, Future Products Group Ltd reserves the right to change specifications and design without notice.

Have a question? Please email us at sales@fpgworld.com or visit www.fpgworld.com for full contact details for your region.

