



FPGWORLD.COM

INLINE

4000 SERIES 800 FREESTANDING/SQUARE AMBIENT

RANGE	INLINE 4000 SERIES	
TEMPERATURE	AMBIENT	
MODEL	IN-4A08-SQ-FF-FS	IN-4A08-SQ-SD-FS
FRONT	SQUARE/ FIXED FRONT	SQUARE/ SLIDING DOORS
INSTALLATION	FREESTANDING	
HEIGHT	1405mm	
WIDTH	803mm	
DEPTH	778mm	

CORE PRODUCT TEMPERATURE


AMBIENT

FEATURES



High energy efficiency: 0.05 kWh per hour (average)

- Cabinet operating at ambient temperature
- Smart display with toughened safety glass encased in brushed stainless steel frame

Fixed Front or Sliding Doors Ambient Display

-  Three tiltable, height-adjustable stainless steel shelves and base are full cabinet width to support maximum display capacity
-  50,000 hour LED lighting system at 1500 lumens per metre in cabinet top and to each shelf
 - Unique front ticket strip holder 30mm on shelves and base, and to the rear of shelves
 - Integrated ambient rear storage area

Operational Excellence

-  Sliding doors (staff side) and fixed front or sliding doors options (customer side)
-  Constructed from stainless and mild steel for durability with toughened safety glass and double-glazed end panels
 - Fan assisted air circulation to mitigate heat build-up
 - Fitted with adjustable 150mm legs (+30mm adjustment)



Showing : Inline 4000 Series ambient 800mm square freestanding fixed front

OPTIONS & ACCESSORIES

Contact a [FPG Sales Representative](#) for our full range, including:

- Shelf trays: Toughened safety glass or mild steel. Colour and woodprint options available for steel shelf trays
- Angled base insert
- Branded decals
- Sides: mirror effect
- Adjustable 100mm legs (+25mm adjustment), lockable castors or unidirectional rollers
- Forward-facing controls
- Chassis configured for joinery installation
- Rear deck assemblies
- Thermal divider panels
- Custom joinery solution



Please contact FPG to discuss your requirements for meeting country-specific standards.

FPGWORLD.COM

AMBIENT DATA

MODEL	CORE PRODUCT TEMPERATURE
IN-4A08-SQ-XX-FS	Ambient

ELECTRICAL DATA

MODEL	VOLTAGE	PHASE	CURRENT	E24H (kWh)	kWh per hour (average)	IP RATING	MAINS		LED LIGHTING		
							CONNECTION	CONNECTION PLUG ¹	HOURS	LUMENS	COLOUR
IN-4A08-SQ-XX-FS	220-240 V	Single	0.23 A	12	0.05	IP 21	3 metre, 3 core cable	10 amp, 3 pin plug	50,000	1500 per metre	Natural

¹Please advise country to change plug specification.

CAPACITY, ACCESS & CONSTRUCTION

MODEL	SHELF DISPLAY AREA	LEVELS	ACCESS FRONT	ACCESS REAR	CHASSIS CONSTRUCTION
IN-4A08-SQ-FF-FS	14 m ²	3 Shelves + Base	Fixed front	Sliding doors	Stainless 304 and mild steel
IN-4A08-SQ-SD-FS	14 m ²	3 Shelves + Base	Sliding doors	Sliding doors	Stainless 304 and mild steel

DIMENSIONS

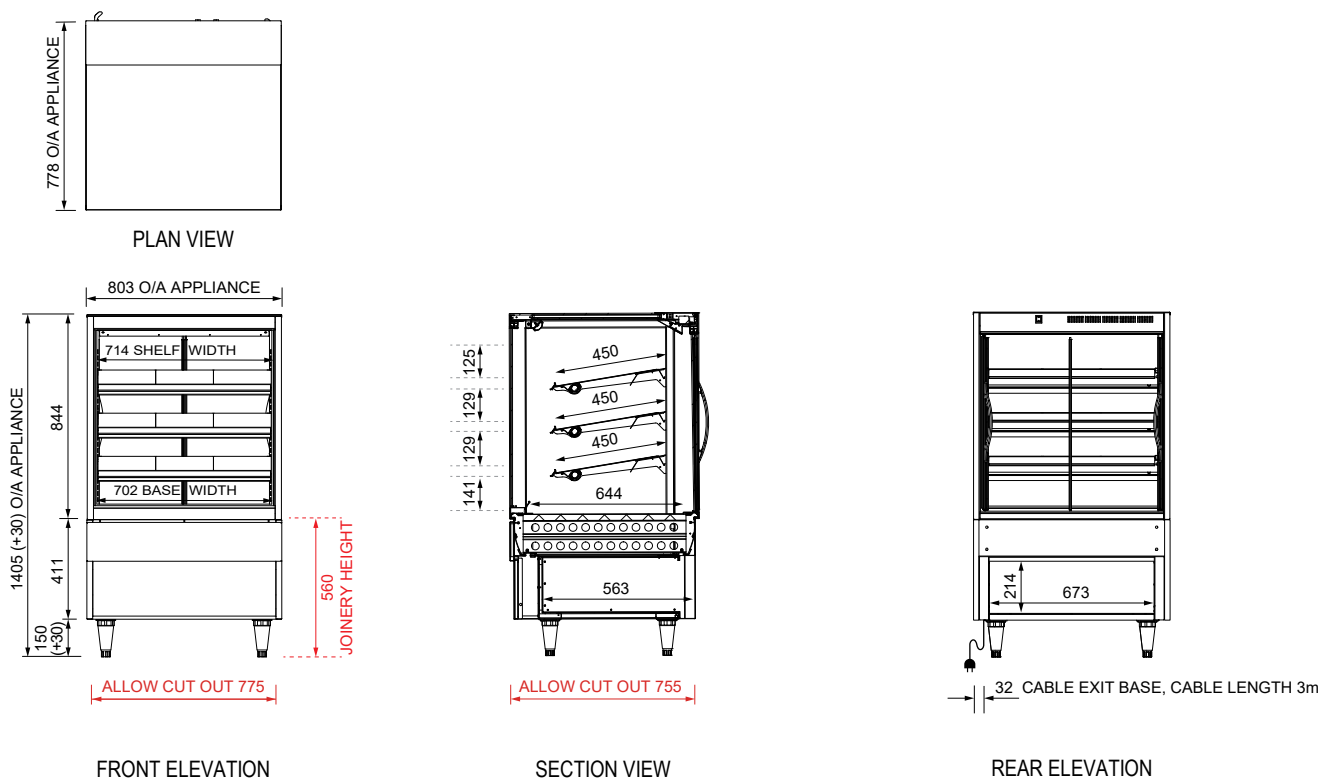
MODEL	H x W x D mm (Uncrated)	MASS (Uncrated)
IN-4A08-SQ-XX-FS	1405 x 803 x 778	96 kg

Crated weights and dimensions vary. Please contact us for information on your shipment.

Installation note:

Model cutout dimensions: IN-4A08-SQ-XX-FS models require 775 x 755mm benchtop cutout. Joinery height 560mm (see product manual for installation guide). When installing this cabinet next to an adjacent Inline 4000 Series refrigerated cabinet, please install an Inline 4000 Series thermal divider panel (accessory) between them.

Please contact FPG to configure this freestanding cabinet for joinery installation option.



For information on technical data and installation guidelines please contact support@fpgworld.com

In line with our policy to continually develop, improve and support our products, Future Products Group Ltd reserves the right to change specifications and design without notice.

Have a question? Please email us at sales@fpgworld.com or visit www.fpgworld.com for full contact details for your region.

