




RANGE	ISOFORM GRAB&GO
TEMP. TOP	HEATED/TILT FRONT
TEMP. BOTTOM	HEATED/OPEN FRONT
MODEL	I-GG-HH-12-13-A003
INSTALLATION	FREESTANDING
HEIGHT	1354mm
WIDTH	1208mm
DEPTH BASE	915mm

TEMPERATURE RANGE	+65°C – +80°C
RECOMMENDED CORE PRODUCT TEMPERATURE	+65°C – +80°C
ENVIRONMENTAL TEST CONDITIONS	22°C / 65% RH

FEATURES

-  **High energy efficiency: 2.19 kWh per hour (average)**
-  **Cabinet operating temperature range +65°C - +80°C**
Recommended core product temperature +65°C - +80°C

- Sleek black cabinet frame with silver pinstripe (default) on front, rear and doors
-  25,000 hour LED lighting system (colour: natural) at 2758 lumens per metre in both top and bottom displays




Tilt Front Heated Top Display

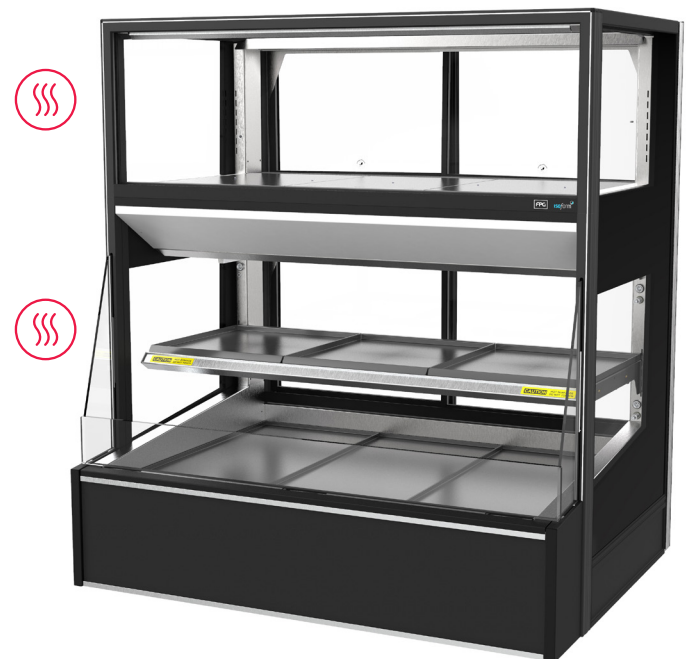
-  Engineered with energy-efficient, fan assisted Thermofin heating technology to provide fast heat-up time and gentle heating for extended product shelf life
- Tilt front glass provides easy access for cleaning
- Base ticket strip: 30mm (height) with caution decal applied

Open Front Heated Bottom Display

-  Fixed **IWave** shelf is brushed stainless steel and is fitted with ticket strips front and rear: 30mm (height) with caution decal applied. Shelf is supplied with 3 x 375mm removable aluminium drip trays, powdercoated black (default)
- Base ticket strip: 30mm (height) with caution decal applied
-  FPG **IWave** heating technology uses low-wattage quartz infrared elements complemented with a heating coil in the base for even temperature distribution and extended shelf life
-  Safer for consumers - display surfaces are maintained < +65°C

Operational Excellence

-  Dual Action Doors (staff side) - doors both slide and swing for full-width access to the cabinet
-  Constructed from stainless and mild steel with fully double-glazed, toughened safety glass for maximum energy efficiency, climate control and durability
-  Fitted with an electronic controller for energy efficiency
- Fitted with unidirectional rollers and adjustable stabilisers



Showing : Isoform Grab&Go 1208mm width x 1354mm height
Top Display: Heated, tilt front. Bottom Display: Heated, open front with **IWave** shelf

OPTIONS & ACCESSORIES

Contact a [FPG Sales Representative](#) for our full range, including:

- Pinstripe colour
- Stainless steel product trays with three sides
- Stainless steel pie chutes
- Branded decals
- Sides: mirror effect
- LED lighting colour: Warm white
- Lockable castors

Top Display

- Additional shelf
- Shelf trays: Toughened safety glass or brushed stainless steel. Colour and woodprint options available for steel shelf trays

Bottom Display

- Drip trays: Colour and woodprint options available
- Angled base insert

HEATED DATA

	TEMPERATURE RANGE	RECOMMENDED CORE PRODUCT TEMPERATURE	ENVIRONMENTAL TEST CONDITIONS	HEATING
TOP DISPLAY	+65°C - +80°C	+65°C - +80°C	22°C / 65% RH	Fan assisted Thermofin
BOTTOM DISPLAY				IWave low-wattage infrared quartz elements

ELECTRICAL DATA

MODEL	VOLTAGE	PHASE	CURRENT ¹	E24H ² (kWh)	kWh per hour (average)	IP RATING	MAINS		LED LIGHTING		
							CONNECTION	CONNECTION PLUG	HOURS	LUMENS	COLOUR
I-GG-HH-12-13-A003	220-240 V	Single	14.3 A	52.56	2.19	IP 22	Fixed wiring ³	N/A	25,000	2758 per metre	Natural

¹Current is the maximum potential current draw at 240v with +5% element tolerance.

²Nominal power consumption per 24h. i.e: 230V at 0% energy tolerance.

³Please see manual for more information.

CAPACITY, ACCESS & CONSTRUCTION

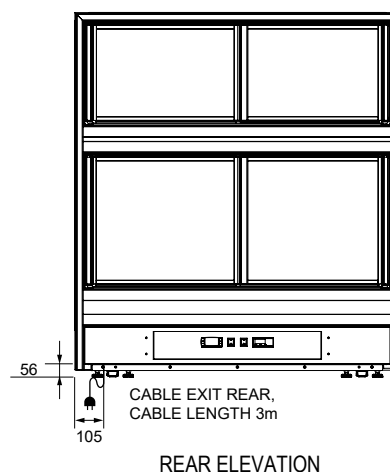
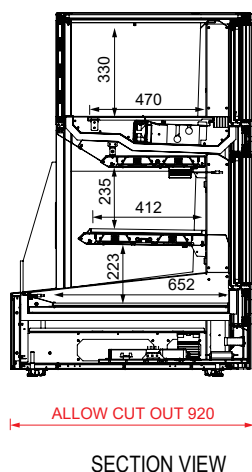
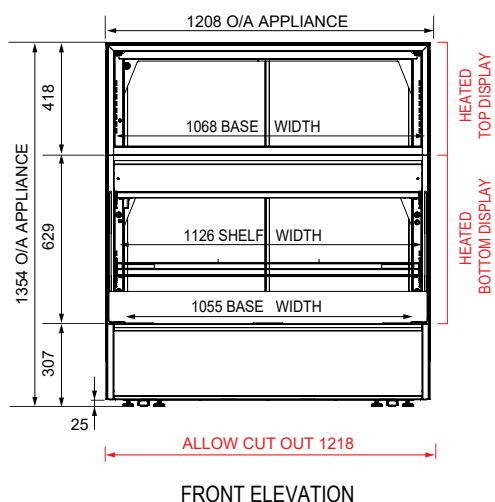
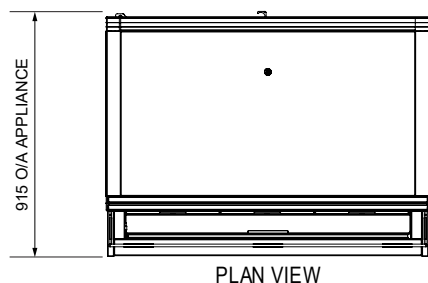
	SHELF DISPLAY AREA	LEVELS	ACCESS FRONT	ACCESS REAR	REAR DOORS	CHASSIS CONSTRUCTION
TOP DISPLAY	0.50 m ²	Base only	Tilt front	Dual Action doors	2	Stainless 304 and mild steel
BOTTOM DISPLAY	110 m ²	1 Shelf + Base	Open front	Dual Action doors	2	

DIMENSIONS

MODEL	H x W x D mm (Uncrated)	MASS (Uncrated)
I-GG-HH-12-13-A003	1354 x 1208 x 915	- kg

Crated weights and dimensions vary. Please contact us for information on your shipment.

Installation note: Designed to be installed as a stand alone unit.
Model cutout dimensions: I-GG-HH-12-13 models require 1218 x 920mm benchtop cutout. Joinery height 307mm (see product manual for installation guide).



For information on technical data and installation guidelines please contact support@fpgworld.com

In line with our policy to continually develop, improve and support our products, Future Products Group Ltd reserves the right to change specifications and design without notice.

Have a question? Please email us at sales@fpgworld.com or visit www.fpgworld.com for full contact details for your region.

