



FPGWORLD.COM

# INLINE

## 4000 SERIES 1200 ON-COUNTER/SQUARE HEATED

|              |                        |                          |
|--------------|------------------------|--------------------------|
| RANGE        | INLINE 4000 SERIES     |                          |
| TEMPERATURE  | HEATED                 |                          |
| MODEL        | IN-4H12-SQ-FF-OC       | IN-4H12-SQ-SD-OC         |
| FRONT        | SQUARE/<br>FIXED FRONT | SQUARE/<br>SLIDING DOORS |
| INSTALLATION | ON-COUNTER             |                          |
| HEIGHT       | 996mm                  |                          |
| WIDTH        | 1203mm                 |                          |
| DEPTH        | 778mm                  |                          |

|                                      |               |
|--------------------------------------|---------------|
| TEMPERATURE RANGE                    | +55°C - +95°C |
| RECOMMENDED CORE PRODUCT TEMPERATURE | +65°C - +80°C |
| ENVIRONMENTAL TEST CONDITIONS        | 22°C / 65% RH |

## FEATURES

- High energy efficiency: 1.66 kWh per hour (average)**
- Cabinet operating temperature range +55°C - +95°C**  
**Recommended core product temperature +65°C - +80°C**
  - Smart display with toughened safety glass encased in brushed stainless steel frame

### Fixed Front or Sliding Doors Heated Display

- Three tiltable, height-adjustable stainless steel wire rack shelves are full cabinet width to support maximum display capacity
- 25,000 hour LED lighting system at 2758 lumens per metre in cabinet top and shelves
  - Unique shelf mounted ticket strip front and rear: 30mm

### Operational Excellence

- Sliding doors (staff side) and fixed front or sliding doors options (customer side)
- Constructed from stainless and mild steel with toughened safety glass and double-glazed end panels for maximum energy efficiency, climate control and durability
- Low wattage density element provides even temperature distribution
  - Positioned on counter top



Showing : Inline 4000 Series heated 1200mm square on-counter with fixed front

## OPTIONS & ACCESSORIES

Contact a [FPG Sales Representative](#) for our full range, including:

- Shelf trays: Toughened safety glass, stainless or mild steel. Colour and woodprint options available for steel shelf trays
- Stainless steel product trays with sides
- Stainless steel pie chutes
- Additional shelf
- Ticket strip to base: 30mm
- Rear door or end glass mirror application
- Branded decals
- Forward-facing controls
- Thermal divider panels
- Custom joinery solution



Please contact FPG to discuss your requirements for meeting country-specific standards.

FPGWORLD.COM



FPGWORLD.COM

# INLINE

## 4000 SERIES 1200 ON-COUNTER/SQUARE HEATED

### HEATED DATA

| MODEL            | TEMPERATURE RANGE | RECOMMENDED CORE PRODUCT TEMPERATURE | ENVIRONMENTAL TEST CONDITIONS | HEATING                     |
|------------------|-------------------|--------------------------------------|-------------------------------|-----------------------------|
| IN-4H12-SQ-XX-OC | +55°C – +95°C     | +65°C – +80°C                        | 22°C / 65% RH                 | Low wattage density element |

### ELECTRICAL DATA

| MODEL            | VOLTAGE   | PHASE  | CURRENT | E24H (kWh) | kWh per hour (average) | IP RATING | MAINS                 |                              | LED LIGHTING |                  |         |
|------------------|-----------|--------|---------|------------|------------------------|-----------|-----------------------|------------------------------|--------------|------------------|---------|
|                  |           |        |         |            |                        |           | CONNECTION            | CONNECTION PLUG <sup>1</sup> | HOURS        | LUMENS per metre | COLOUR  |
| IN-4H12-SQ-XX-OC | 220-240 V | Single | 7.2 A   | 39.8       | 1.66                   | IP 20     | 3 metre, 3 core cable | 10 amp, 3 pin plug           | 25,000       | 2758 per metre   | Natural |

<sup>1</sup>Please advise country to change plug specification.

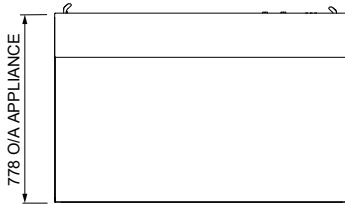
### CAPACITY, ACCESS & CONSTRUCTION

| MODEL            | DISPLAY AREA       | LEVELS    | ACCESS FRONT  | ACCESS REAR   | CHASSIS CONSTRUCTION         |
|------------------|--------------------|-----------|---------------|---------------|------------------------------|
| IN-4H12-SQ-FF-OC | 1.5 m <sup>2</sup> | 3 Shelves | Fixed front   | Sliding doors | Stainless 304 and mild steel |
| IN-4H12-SQ-SD-OC | 1.5 m <sup>2</sup> | 3 Shelves | Sliding doors | Sliding doors | Stainless 304 and mild steel |

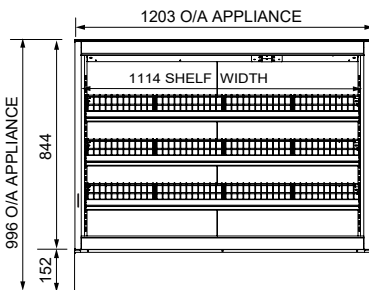
### DIMENSIONS

| MODEL            | H x W x D mm (Uncrated) | MASS (Uncrated) |
|------------------|-------------------------|-----------------|
| IN-4H12-SQ-XX-OC | 996 x 1203 x 778        | - kg            |

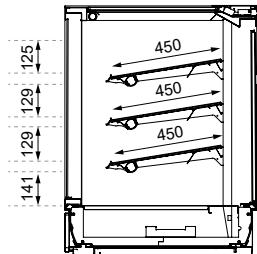
Crated weights and dimensions vary. Please contact us for information on your shipment.



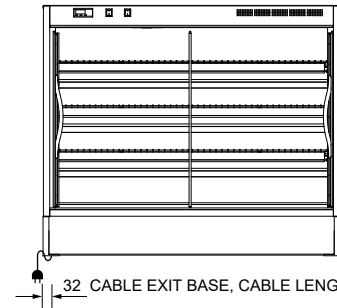
PLAN VIEW



FRONT ELEVATION



SECTION VIEW



REAR ELEVATION

More information including technical data and installation guidelines is available from the Product Manual published on our website.

In line with our policy to continually develop, improve and support our products, Future Products Group Ltd reserves the right to change specifications and design without notice.

Have a question? Please email us at [sales@fpgworld.com](mailto:sales@fpgworld.com) or visit [www.fpgworld.com](http://www.fpgworld.com) for full contact details for your region.

Worldwide contact details:

