



FPGWORLD.COM

INLINE

3000 SERIES 1500 ON-COUNTER/CURVED REFRIGERATED

| | | |
|---------------|------------------------|--------------------------|
| RANGE | INLINE 3000 SERIES | |
| TEMPERATURE | REFRIGERATED | |
| MODEL | IN-3C15-CU-FF-OC | IN-3C15-CU-SD-OC |
| FRONT | CURVED/ FIXED FRONT | CURVED/ SLIDING DOORS |
| INSTALLATION | ON-COUNTER | |
| REFRIGERATION | INTEGRAL, R513A | |
| HEIGHT | 1161mm | |
| WIDTH | 1503mm | |
| DEPTH | 663mm | |

| | |
|-------------------------------|----------------------------------|
| CORE PRODUCT TEMPERATURE | +2°C - +4°C |
| ENVIRONMENTAL TEST CONDITIONS | CLIMATE CLASS 3 25°C / 60% RH |
| CABINET CLASSIFICATION | 3M1 |

| ENERGY EFFICIENCY | |
|--|--|
| NZ & AU | |
| For Star Rating, please visit reg.energyrating.gov.au/comparator | |

FEATURES

- High energy efficiency: 0.31 kWh per hour (average)**
- Maintains an average of +2°C - +4°C core product temperature at Climate Class 3 25°C/60%RH with up to 60 door openings per hour**
- Smart display with double-glazed glass encased in brushed stainless steel frame

Fixed Front or Sliding Doors Refrigerated Display

- Three tiltable, height-adjustable stainless steel shelves and base are full cabinet width to support maximum display capacity
- 50,000 hour LED lighting system at 2758 lumens per metre in cabinet top
- Unique shelf mounted ticket strip front and rear: 30mm
- Extrusions at the top and bottom of the cabinet - front only - are fitted with stainless steel panels that can be replaced with branded inserts

Operational Excellence

- Sliding doors (staff side) and fixed front or sliding doors options (customer side)
- High internal humidity maintains and extends shelf life
- Constructed from stainless and mild steel with fully double-glazed, toughened safety glass for maximum energy efficiency, climate control and durability
- FPG Freeflow air ventilation at rear eliminates the need for front ventilation panels
- Designed to be installed into joinery



Showing : Inline 3000 Series refrigerated 1500mm curved on-counter fixed front with integral refrigeration

OPTIONS & ACCESSORIES

Contact a **FPG Sales Representative** for our full range, including:

- Remote refrigeration with TX, EPR or Solenoid valves for connection
- Shelf trays: Toughened safety glass or mild steel. Colour and woodprint options available for steel shelf trays
- 50,000 hour LED lighting to shelves
- Angled base insert
- Branded decals/inserts
- Rear door or end glass mirror application
- Auto Condensate Removal (ACR)
- Forward-facing controls
- Thermal divider panels
- Custom joinery solution



Please contact FPG to discuss your requirements for meeting country-specific standards.

FPGWORLD.COM

REFRIGERATION DATA

| MODEL | CORE PRODUCT TEMPERATURE | ENVIRONMENTAL TEST CONDITIONS | REFRIGERATION | REFRIGERANT | CONDENSATE REMOVAL |
|------------------|--------------------------|---------------------------------|---------------|-------------|-------------------------|
| IN-3C15-CU-XX-OC | +2°C – +4°C | Climate Class 3 - 25°C / 60% RH | Integral | R513A | Manual/ACR ¹ |

¹Option.

ELECTRICAL DATA

| MODEL | VOLTAGE | PHASE | CURRENT | E24H (kWh) | kWh per hour (average) | IP RATING | MAINS | | LED LIGHTING | | |
|------------------|-----------|--------|---------|------------|------------------------|-----------|-----------------------|------------------------------|--------------|----------------|---------|
| | | | | | | | CONNECTION | CONNECTION PLUG ² | HOURS | LUMENS | COLOUR |
| IN-3C15-CU-XX-OC | 220-240 V | Single | 3.7 A | 7.59 | 0.31 | IP 20 | 3 metre, 3 core cable | 10 amp, 3 pin plug | 50,000 | 2758 per metre | Natural |
| ACR (Option) | | | 1.7 A | 9.60 | 0.40 | | | | | | |

²Please advise country to change plug specification.

CAPACITY, ACCESS & CONSTRUCTION

| MODEL | DISPLAY AREA | LEVELS | ACCESS FRONT | ACCESS REAR | DOOR OPENINGS @ +2°C – +4°C | CHASSIS CONSTRUCTION |
|------------------|--------------------|------------------|---------------|---------------|-----------------------------|------------------------------|
| IN-3C15-CU-FF-OC | 1.8 m ² | 3 Shelves + Base | Fixed front | Sliding doors | 60 per hour | Stainless 304 and mild steel |
| IN-3C15-CU-SD-OC | 1.8 m ² | 3 Shelves + Base | Sliding doors | Sliding doors | 60 per hour | Stainless 304 and mild steel |

DIMENSIONS

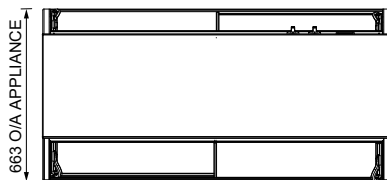
| MODEL | H x W x D mm (Uncrated) | MASS (Uncrated) |
|------------------|-------------------------|-----------------|
| IN-3C15-CU-XX-OC | 1161 x 1503 x 663 | 130 kg |

Crated weights and dimensions vary. Please contact us for information on your shipment.

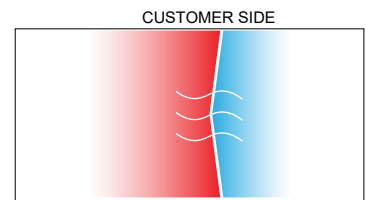
Installation note:

Model cutout dimensions: IN-3C15-CU-XX-OC models require 930 x 510mm benchtop cutout (see product manual for installation guide). When installing this cabinet next to an adjacent Inline 3000 Series refrigerated, controlled ambient or ambient cabinet, please install an Inline 3000 Series thermal divider panel (accessory) between them.

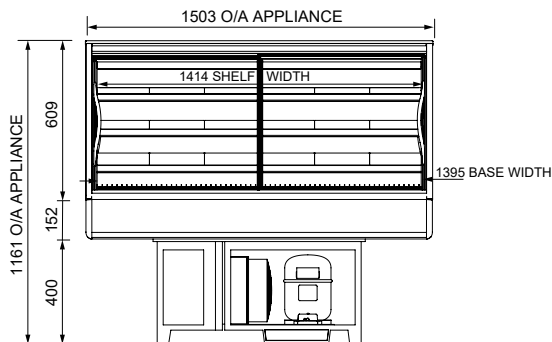
UNOBSTRUCTED AIRFLOW MUST BE MAINTAINED TO ENSURE UNIT PERFORMANCE AND MAINTAIN WARRANTY.



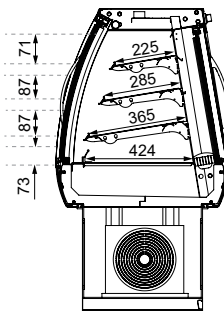
PLAN VIEW



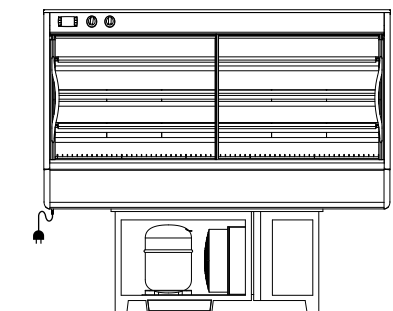
CUSTOMER SIDE
AIR OUTLET AIR INLET
PLAN VIEW
FREEFLOW AIR TECHNOLOGY



FRONT ELEVATION



SECTION VIEW



REAR ELEVATION

More information including technical data and installation guidelines is available from the Product Manual published on our website.

In line with our policy to continually develop, improve and support our products, Future Products Group Ltd reserves the right to change specifications and design without notice.

Have a question? Please email us at sales@fpgworld.com or visit www.fpgworld.com for full contact details for your region.

Worldwide
contact
details:

