



FPGWORLD.COM

# INLINE

## 3000 SERIES 600 IN-COUNTER/SQUARE CONTROLLED AMBIENT

RANGE	INLINE 3000 SERIES	
TEMPERATURE	CONTROLLED AMBIENT	
MODEL	IN-3CA06-SQ-FF-IC	IN-3CA06-SQ-SD-IC
FRONT	SQUARE/ FIXED FRONT	SQUARE/ SLIDING DOORS
INSTALLATION	IN-COUNTER	
REFRIGERATION	INTEGRAL, R513A	
HEIGHT	1126mm	
WIDTH	600mm	
DEPTH	662mm	

CORE PRODUCT TEMPERATURE	+16°C – +18°C
ENVIRONMENTAL TEST CONDITIONS	CLIMATE CLASS 3 25°C / 60% RH

## FEATURES

- High energy efficiency: 0.18 kWh per hour (average)
- Maintains an average of +16°C - +18°C core product temperature at Climate Class 3 25°C/60%RH with up to 60 door openings per hour
- Smart display with double-glazed glass finished with a black trim

### Fixed Front or Sliding Doors Controlled Ambient Display

- Two tiltable, height-adjustable stainless steel shelves and base are full cabinet width to support maximum display capacity
- 50,000 hour LED lighting system at 2758 lumens per metre in cabinet top
- Unique shelf mounted ticket strip front and rear: 30mm

### Operational Excellence

- Sliding doors (staff side) and fixed front or sliding doors options (customer side)
- High internal humidity maintains and extends shelf life
- Constructed from stainless and mild steel with fully double-glazed, toughened safety glass for maximum energy efficiency, climate control and durability
- FPG Freeflow air ventilation at rear eliminates the need for front ventilation panels
- Designed to be installed into joinery



Showing : Inline 3000 Series controlled ambient 600mm square in-counter fixed front with integral refrigeration

## OPTIONS & ACCESSORIES

Contact a [FPG Sales Representative](#) for our full range, including:

- Remote refrigeration with TX, EPR or Solenoid valves for connection
- Shelf trays: Toughened safety glass or mild steel. Colour and woodprint options available for steel shelf trays
- 50,000 hour LED lighting to shelves
- Angled base insert
- Branded decals
- Rear door or end glass mirror application
- Auto Condensate Removal (ACR)
- Forward-facing controls
- Thermal divider panels
- Custom joinery solution



Please contact FPG to discuss your requirements for meeting country-specific standards.

FPGWORLD.COM

### REFRIGERATION DATA

MODEL	CORE PRODUCT TEMPERATURE	ENVIRONMENTAL TEST CONDITIONS	REFRIGERATION	REFRIGERANT	CONDENSATE REMOVAL
IN-3CA06-SQ-XX-IC	+16°C – +18°C	Climate Class 3 - 25°C / 60% RH	Integral	R513A	Manual/ACR <sup>1</sup>

<sup>1</sup>Option.

### ELECTRICAL DATA

MODEL	VOLTAGE	PHASE	CURRENT	E24H (kWh)	kWh per hour (average)	IP RATING	MAINS		LED LIGHTING		
							CONNECTION	CONNECTION PLUG <sup>2</sup>	HOURS	LUMENS	COLOUR
IN-3CA06-SQ-XX-IC	220-240 V	Single	14 A	4.35	0.18	IP 20	3 metre, 3 core cable	10 amp, 3 pin plug	50,000	2758 per metre	Natural
ACR (Option)			1.7 A	9.60	0.40						

<sup>2</sup>Please advise country to change plug specification.

### CAPACITY, ACCESS & CONSTRUCTION

MODEL	DISPLAY AREA	LEVELS	ACCESS FRONT	ACCESS REAR	DOOR OPENINGS @ +16°C – +18°C	CHASSIS CONSTRUCTION
IN-3CA06-SQ-FF-IC	0.5 m <sup>2</sup>	2 Shelves + Base	Fixed front	Sliding doors	60 per hour	Stainless 304 and mild steel
IN-3CA06-SQ-SD-IC	0.5 m <sup>2</sup>	2 Shelves + Base	Sliding doors	Sliding doors	60 per hour	Stainless 304 and mild steel

### DIMENSIONS

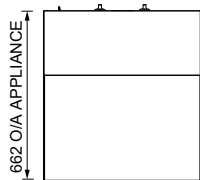
MODEL	H x W x D mm (Uncrated)	MASS (Uncrated)
IN-3CA06-SQ-XX-IC	1126 x 600 x 662	160 kg

Crated weights and dimensions vary. Please contact us for information on your shipment.

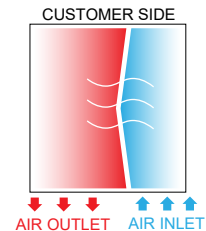
#### Installation note:

Model cutout dimensions: IN-3CA06-SQ-XX-IC models require 578 x 650mm benchtop cutout (see product manual for installation guide). When installing this cabinet next to an adjacent Inline 3000 Series refrigerated cabinet, please install an Inline 3000 Series thermal divider panel (accessory) between them.

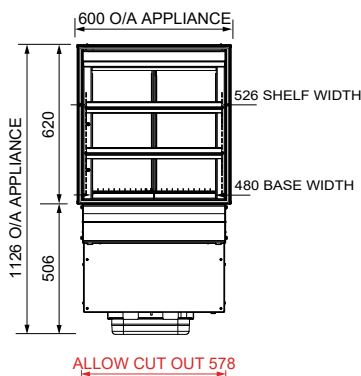
**UNOBSTRUCTED AIRFLOW MUST BE MAINTAINED TO ENSURE UNIT PERFORMANCE AND MAINTAIN WARRANTY.**



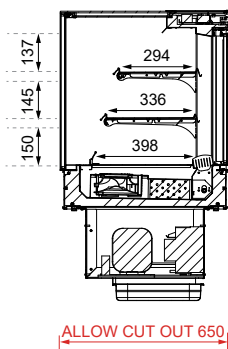
PLAN VIEW



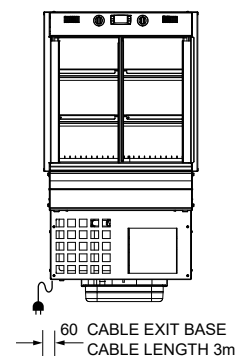
PLAN VIEW  
FREEFLOW AIR TECHNOLOGY



FRONT ELEVATION



SECTION VIEW



REAR ELEVATION

More information including technical data and installation guidelines is available from the Product Manual published on our website.

In line with our policy to continually develop, improve and support our products, Future Products Group Ltd reserves the right to change specifications and design without notice.

Have a question? Please email us at [sales@fpgworld.com](mailto:sales@fpgworld.com) or visit [www.fpgworld.com](http://www.fpgworld.com) for full contact details for your region.

Worldwide  
contact  
details:

