



RANGE	INLINE 3000 SERIES BAIN MARIE
TEMPERATURE	HEATED
MODEL	IN-3B15-SQ-FF-IC
FRONT	SQUARE/FIXED FRONT
INSTALLATION	IN-COUNTER
HEIGHT	771mm
WIDTH	1500mm
DEPTH	662mm

TEMPERATURE RANGE	+30°C - +110°C
RECOMMENDED CORE PRODUCT TEMPERATURE	+65°C - +80°C
ENVIRONMENTAL TEST CONDITIONS	22°C / 65% RH

## FEATURES




-  **High energy efficiency: 1.33 kWh per hour (average)**
-  **Cabinet operating temperature range +30°C - +110°C  
Recommended core product temperature +65°C - +80°C**

- Smart display with double-glazed glass finished with a black trim

### Fixed Front Heated Display

- Fitted with halogen heat lamps, with 3000 hour warm white lighting
- Supplied with 4x 1/1 gastronorm dishes 65mm deep

### Operational Excellence

-  Sliding doors (staff side) and fixed front (customer side)
-  Constructed from stainless and mild steel with fully double-glazed, toughened safety glass for maximum energy efficiency, climate control and durability
-  Low wattage density element provides even temperature distribution
- Dry operation well only
- Designed to be installed into joinery



Showing : Inline 3000 Series Bain Marie heated 1500mm square in-counter fixed front

## OPTIONS & ACCESSORIES

Contact a [FPG Sales Representative](#) for our full range, including:

- Add a holding shelf
- Branded decals
- Rear door or end glass mirror application
- GN pans (various sizes)
- GN dividers
- Forward-facing controls
- Custom joinery solution



### HEATED DATA

MODEL	TEMPERATURE RANGE	RECOMMENDED CORE PRODUCT TEMPERATURE	ENVIRONMENTAL TEST CONDITIONS	HEATING
IN-3B15-SQ-FF-IC	+30°C – +110°C	+65°C – +80°C	22°C / 65% RH	Low wattage density element / 3x 100 watt linear halogen

### ELECTRICAL DATA

MODEL	VOLTAGE	PHASE	CURRENT	E24H (kWh)	kWh per hour (average)	IP RATING	MAINS		HEAT LAMPS	HALOGEN LIGHTING	
							CONNECTION	CONNECTION PLUG <sup>1</sup>		HOURS	COLOUR
IN-3B15-SQ-FF-IC	220-240 V	Single	8.7 A	32.0	1.33	IP 22	3 metre, 3 core cable	10 amp, 3 pin plug	3x 100 watt linear halogen	3000	Warm white

<sup>1</sup>Please advise country to change plug specification.

### CAPACITY, ACCESS & CONSTRUCTION

MODEL	DISPLAY AREA	NO. OF 1/1 PANS	ACCESS FRONT	ACCESS REAR	CHASSIS CONSTRUCTION
IN-3B15-SQ-FF-IC	0.6 m <sup>2</sup>	4	Fixed front	Sliding doors	Stainless 304 and mild steel

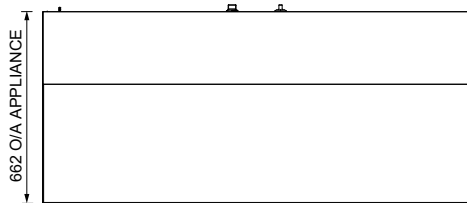
### DIMENSIONS

MODEL	H x W x D mm (Uncrated)	MASS (Uncrated)
IN-3B15-SQ-FF-IC	771 x 1500 x 662	- kg

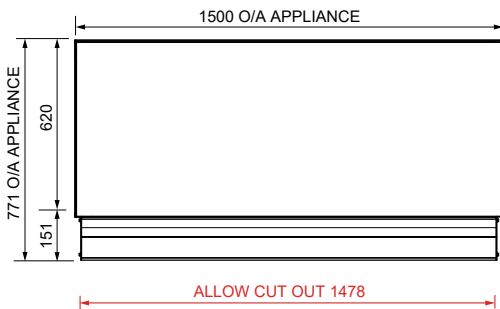
Crated weights and dimensions vary. Please contact us for information on your shipment.

#### Installation note:

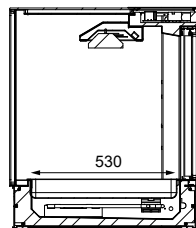
Model cutout dimensions: IN-3H15-SQ-FF-IC models require 1478 x 650mm benchtop cutout (see product manual for installation guide).



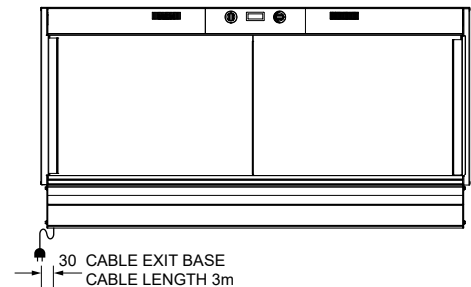
PLAN VIEW



FRONT ELEVATION



SECTION VIEW



REAR ELEVATION

More information including technical data and installation guidelines is available from the Product Manual published on our website.

In line with our policy to continually develop, improve and support our products, Future Products Group Ltd reserves the right to change specifications and design without notice.

Have a question? Please email us at [sales@fpgworld.com](mailto:sales@fpgworld.com) or visit [www.fpgworld.com](http://www.fpgworld.com) for full contact details for your region.

