



FPGWORLD.COM

INLINE

3000 SERIES BAIN MARIE 1500 FREESTANDING/SQUARE HEATED

RANGE	INLINE 3000 SERIES BAIN MARIE
TEMPERATURE	HEATED
MODEL	IN-3B15-SQ-FF-FS
FRONT	SQUARE/FIXED FRONT
INSTALLATION	FREESTANDING
HEIGHT	1272mm
WIDTH	1500mm
DEPTH	662mm

TEMPERATURE RANGE	+30°C - +110°C
RECOMMENDED CORE PRODUCT TEMPERATURE	+65°C - +80°C
ENVIRONMENTAL TEST CONDITIONS	22°C / 65% RH

FEATURES

- High energy efficiency: 1.33 kWh per hour (average)**
- Cabinet operating temperature range +30°C - +110°C**
Recommended core product temperature +65°C - +80°C

- Smart display with double-glazed glass finished with a black trim

Fixed Front Heated Display

- Fitted with halogen heat lamps, with 3000 hour warm white lighting
- Supplied with 4x 1/1 gastronorm dishes 65mm deep

Operational Excellence

- Sliding doors (staff side) and fixed front (customer side)
- Constructed from stainless and mild steel with fully double-glazed, toughened safety glass for maximum energy efficiency, climate control and durability
- Low wattage density element provides even temperature distribution
- Dry operation well only
- Fitted with adjustable 150mm legs (+30mm adjustment)



Showing : Inline 3000 Series Bain Marie heated 1500mm square freestanding fixed front

OPTIONS & ACCESSORIES

Contact a [FPG Sales Representative](#) for our full range, including:

- Add a holding shelf
- Branded decals
- Rear door or end glass mirror application
- Adjustable 100mm legs (+25mm adjustment), lockable castors or unidirectional rollers
- GN pans (various sizes)
- GN dividers
- Forward-facing controls
- Rear deck assemblies
- Custom joinery solution



Please contact FPG to discuss your requirements for meeting country-specific standards.



FPGWORLD.COM

INLINE

3000 SERIES BAIN MARIE 1500 FREESTANDING/SQUARE HEATED

HEATED DATA

MODEL	TEMPERATURE RANGE	RECOMMENDED CORE PRODUCT TEMPERATURE	ENVIRONMENTAL TEST CONDITIONS	HEATING
IN-3B15-SQ-FF-FS	+30°C - +110°C	+65°C - +80°C	22°C / 65% RH	Low wattage density element / 2x 100 watt linear halogen

ELECTRICAL DATA

MODEL	VOLTAGE	PHASE	CURRENT	E24H (kWh)	kWh per hour (average)	IP RATING	MAINS		HEAT LAMPS	HALOGEN LIGHTING	
							CONNECTION	CONNECTION PLUG ¹		HOURS	COLOUR
IN-3B15-SQ-FF-FS	220-240 V	Single	8.7 A	32.0	1.33	IP 22	3 metre, 3 core cable	10 amp, 3 pin plug	2x 100 watt linear halogen	3000	Warm white

¹Please advise country to change plug specification.

CAPACITY, ACCESS & CONSTRUCTION

MODEL	DISPLAY AREA	NO. OF 1/1 PANS	ACCESS FRONT	ACCESS REAR	CHASSIS CONSTRUCTION
IN-3B15-SQ-FF-FS	0.6 m ²	4	Fixed front	Sliding doors	Stainless 304 and mild steel

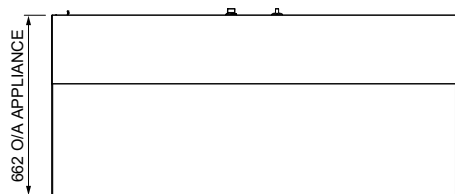
DIMENSIONS

MODEL	H x W x D mm (Uncrated)	MASS (Uncrated)
IN-3B15-SQ-FF-FS	1272 x 1500 x 662	- kg

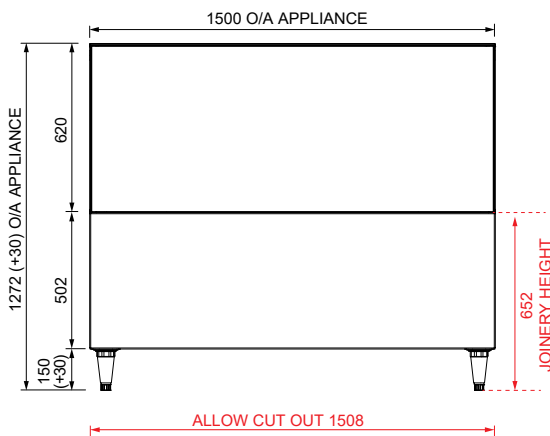
Crated weights and dimensions vary. Please contact us for information on your shipment.

Installation note:

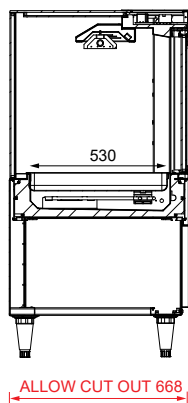
Model cutout dimensions: IN-3H15-SQ-FF-FS models require 1508 x 668mm benchtop cutout. Joinery height 652mm (see product manual for installation guide).



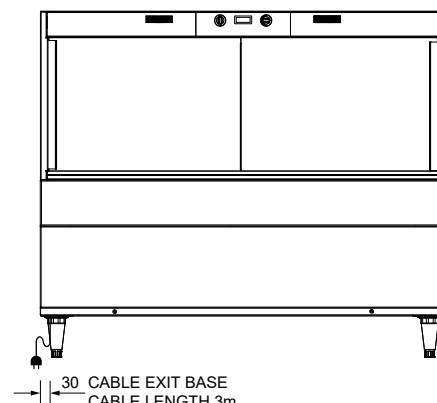
PLAN VIEW



FRONT ELEVATION



SECTION VIEW



REAR ELEVATION

More information including technical data and installation guidelines is available from the Product Manual published on our website.

In line with our policy to continually develop, improve and support our products, Future Products Group Ltd reserves the right to change specifications and design without notice.

Have a question? Please email us at sales@fpgworld.com or visit www.fpgworld.com for full contact details for your region.

Worldwide contact details:

