

RANGE	ISOFORM COUNTER
TEMPERATURE	REFRIGERATED
MODEL	I-CSO-R-09-08-A003
FRONT	SQUARE/OPEN FRONT
INSTALLATION	FREESTANDING
REFRIGERATION	INTEGRAL, R449A
HEIGHT	1454mm
WIDTH	908mm
DEPTH	725mm

CORE PRODUCT TEMPERATURE	+2°C – +4°C
ENVIRONMENTAL TEST CONDITIONS	CLIMATE CLASS 3 25°C / 60% RH
CABINET CLASSIFICATION	3M1

ENERGY EFFICIENCY
NZ & AU
For Star Rating, please visit reg.energyrating.gov.au/comparator



FEATURES

 **High energy efficiency: 1.01 kWh per hour (average)**


 **Maintains an average of +2°C - +4°C core product temperature at Climate Class 3 25°C / 60% RH**

- Sleek black cabinet frame with silver pinstripe (default) on front, rear and doors

Open Front Refrigerated Display

-  Three tiltable, height-adjustable shelves, powdercoated black (default) and base are full cabinet width to support maximum display capacity
-  50,000 hour LED lighting system at (colour: natural) 1500 lumens per metre in cabinet top and to each shelf
- Unique shelf mounted ticket strip front and rear: 30mm

Operational Excellence

-  Dual Action Doors (staff side) - doors both slide and swing for full-width access to the cabinet. Open front (customer side)
-  Shelf lighting plugs into cabinet sockets to enable easy replacement
-  Constructed from stainless and mild steel with fully double-glazed, toughened safety glass for maximum energy efficiency, climate control and durability
-  Configured with a pre-filter – with regular cleaning by operations staff the life of the cabinet can be extended
- Auto Condensate Removal (ACR)
- FPG freeflow air ventilation at rear eliminates need for front ventilation panels
- Fitted with adjustable 150mm legs (+30mm adjustment)



Showing : Isoform Counter refrigerated 900mm freestanding open front

OPTIONS & ACCESSORIES

Contact a [FPG Sales Representative](#) for our full range, including:

- Further refrigerants supported
- Remote refrigeration with TX, EPR or Solenoid valves for connection
- Pinstripe colour
- Shelf trays: Toughened safety glass or brushed stainless steel. Colour and woodprint options available for steel shelf trays
- Branded decals
- Rear door or end glass mirror application
- LED lighting colour: Warm white
- Adjustable 100mm legs (+25mm adjustment), lockable castors or unidirectional rollers
- Isoform Sealing Kit
- Gravity feed system
- Angled base insert
- Night curtain
- Custom joinery solution



REFRIGERATION DATA

MODEL	CORE PRODUCT TEMPERATURE	ENVIRONMENTAL TEST CONDITIONS	REFRIGERATION	REFRIGERANT	CONDENSATE REMOVAL
I-CSO-R-09-08-A003	+2°C - +4°C	Climate Class 3 - 25°C / 60% RH	Integral	R449A	ACR

ELECTRICAL DATA

MODEL	VOLTAGE	PHASE	CURRENT	E24H (kWh)	kWh per hour (average)	IP RATING	MAINS		LED LIGHTING		
							CONNECTION	CONNECTION PLUG ¹	HOURS	LUMENS	COLOUR
I-CSO-R-09-08-A003	220-240 V	Single	6.3 A	24.39	101	IP 22	3 metre 3 core cable	10 amp 3 pin plug	50,000	1500 per metre	Natural

¹Please advise country to change plug specification.

CAPACITY, ACCESS & CONSTRUCTION

MODEL	DISPLAY AREA	LEVELS	ACCESS FRONT	ACCESS REAR	REAR DOORS	CHASSIS CONSTRUCTION
I-CSO-R-09-08-A003	1.3 m ²	3 Shelves + Base	Open front	Dual Action doors	2	Stainless 304 and mild steel

DIMENSIONS

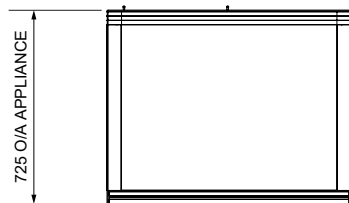
MODEL	H x W x D mm (Uncrated)	MASS (Uncrated)
I-CSO-R-09-08-A003	1454 x 908 x 725	- kg

Crated weights and dimensions vary. Please contact us for information on your shipment.

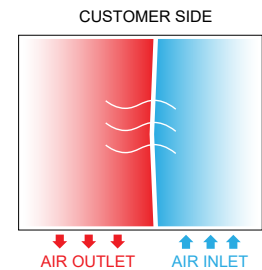
Installation note:

Model cutout dimensions: I-CSO-R-09-08 models require 918 x 730mm benchtop cutout. Joinery height 620mm (see product manual for installation guide).
When installing this cabinet next to an adjacent Isoform refrigerated or controlled ambient cabinet, please install a Isoform Sealing Kit (accessory) between them.

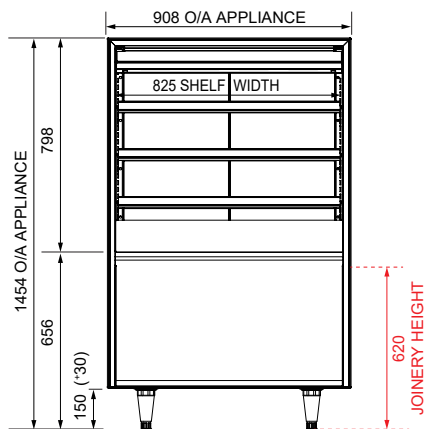
UNOBSTRUCTED AIRFLOW MUST BE MAINTAINED TO ENSURE UNIT PERFORMANCE AND TO MAINTAIN WARRANTY.



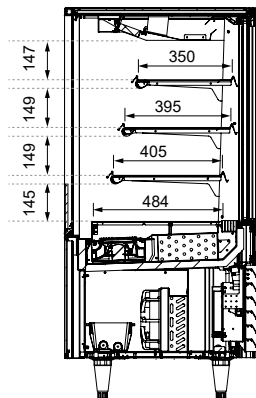
PLAN VIEW



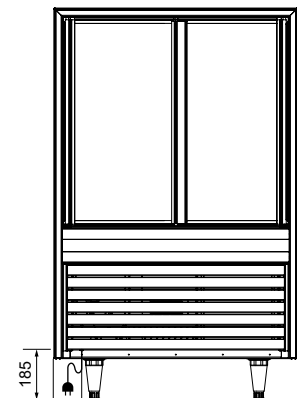
PLAN VIEW
FREEFLOW AIR TECHNOLOGY



FRONT ELEVATION



SECTION VIEW



REAR ELEVATION

ALLOW CUT OUT 918

ALLOW CUT OUT 730

CABLE EXIT REAR,
CABLE LENGTH 3m

More information including technical data and installation guidelines is available from the Product Manual published on our website.

In line with our policy to continually develop, improve and support our products, Future Products Group Ltd reserves the right to change specifications and design without notice.

Have a question? Please email us at sales@fpgworld.com or visit www.fpgworld.com for full contact details for your region.

