



FPGWORLD.COM

ISOform

COUNTER 1500 HEATED

RANGE	ISOFORM COUNTER	
TEMPERATURE	HEATED	
MODEL	I-CS-H-15-08-A004	I-CS-H-15-08-A008
FRONT	SQUARE/ TILT FRONT	SQUARE/ SLIDING DOORS
INSTALLATION	FREESTANDING	
HEIGHT	1454mm	
WIDTH	1508mm	
DEPTH	725mm	

TEMPERATURE RANGE	+65°C – +80°C
RECOMMENDED CORE PRODUCT TEMPERATURE	+65°C – +80°C
ENVIRONMENTAL TEST CONDITIONS	25°C / 60% RH



FEATURES

- High energy efficiency: 1.31 kWh per hour (average)**
- Cabinet operating temperature range +65°C - +80°C**
Recommended core product temperature +65°C - +80°C

- Sleek black cabinet frame with silver pinstripe (default) on front, rear and doors

Tilt Front or Sliding Doors Heated Display

- Tilt front glass provides easy access for cleaning
- Three tiltable, height-adjustable shelves, powdercoated black (default), are full cabinet width to support maximum display capacity
- 25,000 hour LED lighting system (colour: natural) at 2758 lumens per metre in cabinet top and shelves
- Unique shelf mounted ticket strip front and rear: 30mm

Operational Excellence

- Rear sliding doors (staff side) and tilt front or sliding doors options (customer side)
- Shelf lighting plugs into cabinet sockets to enable easy replacement
- Constructed from stainless and mild steel with fully double-glazed, toughened safety glass for maximum energy efficiency, climate control and durability
- Engineered with energy-efficient, fan assisted Thermofin heating technology to provide fast heat-up time and gentle heating for extended product shelf life
- Fitted with adjustable 150mm legs (+30mm adjustment)



Showing : Isoform Counter heated 1500mm freestanding tilt front

OPTIONS & ACCESSORIES

Contact a [FPG Sales Representative](#) for our full range, including:

- Pinstripe colour
- Shelf trays: Toughened safety glass or brushed stainless steel. Colour and woodprint options available for steel shelf trays
- Stainless steel product trays with three sides
- Stainless steel pie chutes
- Additional shelf
- Branded decals
- Rear door or end glass mirror application
- LED lighting colour: Warm white
- Adjustable 100mm legs (+25mm adjustment), lockable castors or unidirectional rollers
- Custom joinery solution



Please contact FPG to discuss your requirements for meeting country-specific standards.

FPGWORLD.COM

HEATED DATA

MODEL	TEMPERATURE RANGE	RECOMMENDED CORE PRODUCT TEMPERATURE	ENVIRONMENTAL TEST CONDITIONS	HEATING
I-CS-H-15-08-AXXX	+65°C - +80°C	+65°C - +80°C	25°C / 60% RH	Fan assisted Thermofin

ELECTRICAL DATA

MODEL	VOLTAGE	PHASE	CURRENT	E24H (kWh)	kWh per hour (average)	IP RATING	MAINS		LED LIGHTING		
							CONNECTION	CONNECTION PLUG ¹	HOURS	LUMENS	COLOUR
I-CS-H-15-08-AXXX	220-240 V	Single	14.9 A	31.35	1.31	IP 22	3 metre 3 core cable	15 amp 3 pin plug	25,000	2758 per metre	Natural

¹Please advise country to change plug specification.

CAPACITY, ACCESS & CONSTRUCTION

MODEL	DISPLAY AREA	LEVELS	ACCESS FRONT	ACCESS REAR	REAR DOORS	CHASSIS CONSTRUCTION
I-CS-H-15-08-A004	1.75 m ²	3 Shelves	Tilt front	Sliding doors	2	Stainless 304 and mild steel
I-CS-H-15-08-A008	1.75 m ²	3 Shelves	Sliding doors	Sliding doors	2	


DIMENSIONS

MODEL	H x W x D mm (Uncrated)	MASS (Uncrated)
I-CS-H-15-08-AXXX	1454 x 1508 x 725	- kg

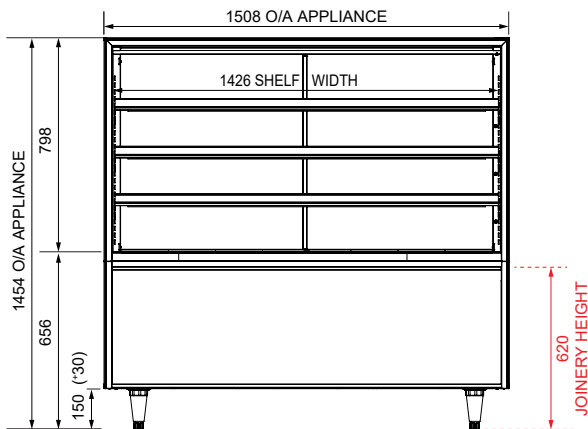
Crated weights and dimensions vary. Please contact us for information on your shipment.

Installation note:

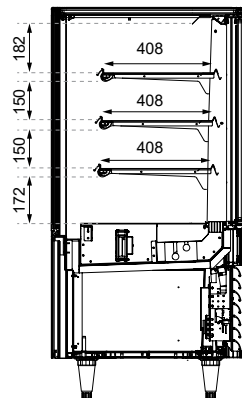
Model cutout dimensions: I-CS-H-15-08 models require 1518 x 730mm benchtop cutout. Joinery height 620mm (see product manual for installation guide).



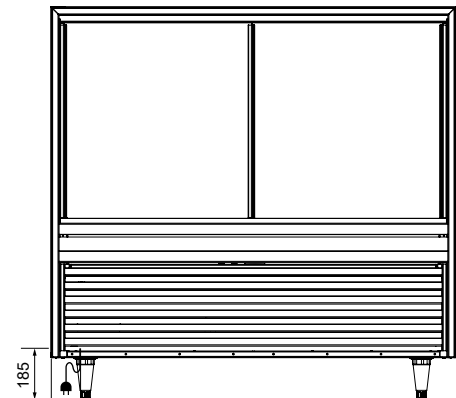
PLAN VIEW



FRONT ELEVATION



SECTION VIEW



REAR ELEVATION

More information including technical data and installation guidelines is available from the Product Manual published on our website.

In line with our policy to continually develop, improve and support our products, Future Products Group Ltd reserves the right to change specifications and design without notice.

Have a question? Please email us at sales@fpgworld.com or visit www.fpgworld.com for full contact details for your region.

