



INLINE SERIES - 5000 HEATED 600mm CURVED OPEN FRONT FREESTANDING

MODELS

- IN-5H06-OF-A001-00 | 5000 Series heated 600mm curved open front freestanding

OPTIONS [F=Factory Fitted]

- Lockable castors (F)
- Stainless steel base surround (F)
- Joinery base surround (F)

ACCESSORIES [A=Accessory]

- Small goods tray for dry product (A)
- Pie chutes and dividers (A)
- Small goods tray for wet product (A)
- Angled base shelf (A)
- Thermal divider panels (A)
- Rear deck assembly with no bag and tong holder (A)
- Rear deck assembly with 1 x bag and 2 x tong holders (A)

OVERVIEW

Inline 5000 Series food and drink display cabinets are premier heavy-duty cabinets, trusted by multi-national corporate clients worldwide. This Cabinet Series is tested to 120 door openings an hour while still maintaining core product temperatures. Increased capacity, robust design and individual shelf lighting enhance food product offerings. Line ups of **Inline 5000 Series** freestanding display cabinets support any combination of heated, refrigerated, and controlled ambient variants. Developed using FPG's world class design expertise. Optimised for energy efficiency and to deliver the lowest total cost of ownership over the life of the cabinet. A truly premium display cabinet.

FEATURES

- **High energy efficiency - 1.3 kWh per hour average**
- Cabinet operating temperature range +30°C - +90°C
- Recommended core product temperature > +65°C
- Sliding doors (staff side) and open front (customer side)
- Three adjustable shelves and base for product display
- Single LED light in cabinet top - additional LED 25,000 hour shelf lighting
- FPG I Wave® heating technology uses low wattage quartz infrared elements for even temperature distribution and extended shelf life
- Adjustable 150mm feet (+30mm adjustment)
- Unique shelf mounted ticket strip to front
- Double glazed safety glass for energy efficiency
- Designed to integrate into custom joinery



SHOWING : 5000 SERIES HEATED 600mm CURVED OPEN FRONT FREESTANDING

IN-5H06-OF-A001-00	ENVIRONMENTAL TEST CONDITIONS	22°C / 65% RH	MAX TEMPERATURE RANGE	+30°C-+90°C
--------------------	-------------------------------	---------------	-----------------------	-------------

FPG heated food display cabinets are designed to meet and exceed:

- International safety standards for electrical heated appliances: IEC 60335-1, IEC 60335-2-49, IEC 60335-2-50, and the equivalent country-specific standards including AS/NZS and BS EN.
- International standards for electromagnetic compatibility/emissions: CISPR 14-1, and the equivalent county-specific standards including AS/NZS CISPR and BS EN 55014-1.
- Essential safety requirements: AS/NZS 3820 and AS/NZS 4417.

Please contact FPG to discuss your requirements for meeting country-specific standards.



FPGWORLD.COM



INLINE SERIES - 5000 HEATED 600mm CURVED OPEN FRONT FREESTANDING

SPECIFICATIONS

Heated Data

	ENVIRONMENTAL TEST CONDITIONS	RECOMMENDED CORE PRODUCT TEMP	MAX TEMP RANGE	HEATING
IN-5H06-OF-A001-00	22°C / 65% RH	> +65°C	+30°C - +90°C	High density low wattage element

Electrical Data

	VOLTAGE	PHASE	CURRENT	kWh per hour [average]	MAINS CONNECTION	MAINS CONNECTION PLUG	IP RATING	LIGHTING LED
IN-5H06-OF-A001-00	220-240 V	Single	7.4 A	1.3 kWh per hour	3 metre 3 core cable	10 amp, 3 pin plug	IP 22	25,000 hr LED

Display

	DISPLAY AREA	NO. OF SHELVES	ACCESS - FRONT	ACCESS - REAR	CONSTRUCTION
IN-5H06-OF-A001-00	0.8m ²	3 + Base	Open front	Sliding doors	304 Stainless Steel

Dimensions [Uncrated and Crated]

	H x W x D mm [Uncrated]	MASS [Uncrated]	Estimated H x W x D mm [Crated]*	Estimated MASS [Crated]*	Estimated CUBIC VOLUME [Crated]*
IN-5H06-OF-A001-00	1443 x 607 x 782	-	1574 x 679 x 849	-	0.9m ³

*Crated weights and dimensions vary. Please contact us for information on your shipment.

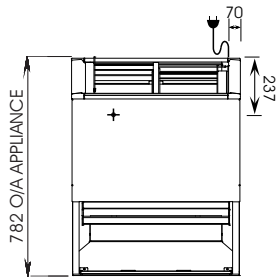
Installation note:

Model cutout dimensions:

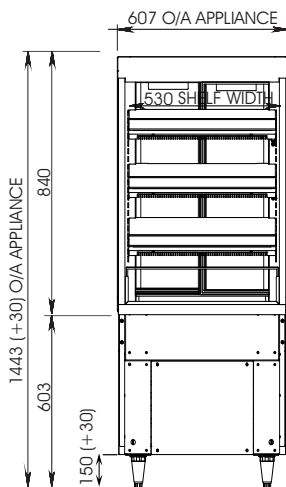
- IN-5H06-OF-A001-00 model requires 560 x 725 benchtop cutout (see product manual for installation guide)

In line with policy to continually develop and improve its products, Future Products Group reserves the right to change specifications and design without notice.

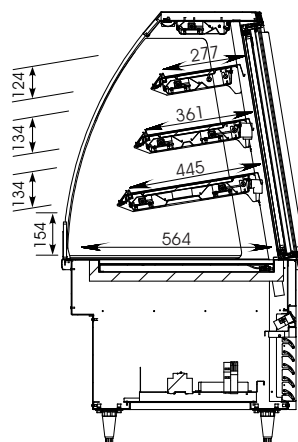
For more information and technical data, including installation documents, please refer to the website - www.fpgworld.com



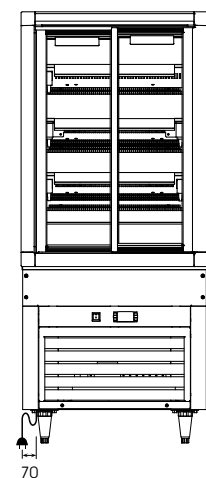
PLAN VIEW



FRONT ELEVATION



SECTION VIEW



CABLE EXIT BASE, CABLE LENGTH 3m

REAR ELEVATION