

## INLINE SERIES - 5000 CONTROLLED AMBIENT 800mm CURVED FREESTANDING



### MODELS

- IN-5CA08-CU-SD-FS-I | 5000 Series controlled ambient 800mm curved freestanding, with sliding glass doors, with integral condensing unit
- IN-5CA08-CU-TD-FS-I | 5000 Series controlled ambient 800mm curved freestanding, with a tilt glass door, with integral condensing unit
- IN-5CA08-CU-SD-FS-R | 5000 Series controlled ambient 800mm curved freestanding, with sliding glass doors, for remote condensing unit
- IN-5CA08-CU-TD-FS-R | 5000 Series controlled ambient 800mm curved freestanding, with a tilt glass door, for remote condensing unit

### OPTIONS [F=Factory Fitted]

- Lockable castors (F)
- Stainless steel base surround (F)
- Joinery base surround (F)
- EPR valve or solenoid valve for remote connection (F)

### ACCESSORIES [A=Accessory]

- Small goods tray (A)
- Toughened glass shelves (A)
- Angled base shelf (A)
- Thermal divider panels (A)
- Base ends (A)
- Rear deck assembly with no bag and tong holder (A)
- Rear deck assembly with 1 x bag and 2 x tong holders (A)

### OVERVIEW

This premier heavy duty cabinet is trusted by multi-national corporate clients worldwide. The cabinet can have 120 door openings an hour while still maintaining core product temperatures. Increased capacity, robust design and individual shelf lighting enhance product offerings. Freestanding and modular units allow any combination of heated, refrigerated and controlled ambient line-ups. Lowest possible cost of ownership and up to 30% energy saving features.

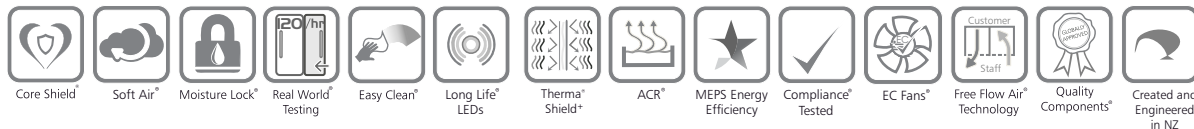
### FEATURES

- **High energy efficiency - 0.78 kWh per hour average**
- Maintains +15°C - +18°C core product temperature with up to 120 door openings per hour
- Sliding doors (staff side) and sliding doors or tilt door options (customer side)
- Three adjustable shelves and base for product display
- 50,000 hour LED lighting to cabinet top and shelves
- High internal humidity maintains and extends product quality
- Automatic defrost cycle, auto condensate removal
- Double glazing, argon filled glass for energy efficiency
- Adjustable 150mm feet (+30mm adjustment)
- Unique shelf mounted ticket strip front and rear
- Remote display cabinet supplied with standard R134A TX Valve
- Designed to integrate into custom joinery
- Display cabinet ventilation at rear eliminating need for ventilation panels in joinery



SHOWING : 5000 SERIES CONTROLLED AMBIENT 800mm CURVED FREESTANDING, WITH TILT DOOR, WITH INTEGRAL CONDENSING UNIT

### KEY SELLING FEATURES



IN-5CA08-CU-SD-FS-I	CLIMATE CLASS	N max 32°C / 70% RH	TEMPERATURE RANGE	+15°C-+18°C
IN-5CA08-CU-TD-FS-I				
IN-5CA08-CU-SD-FS-R				
IN-5CA08-CU-TD-FS-R				

Designed to meet and exceed the following compliances and approvals : NSF, EN 55014, EN55014-1, EN 55014-2, EN 61000, EN 61000-3-2, EN 61000-3-3, IEC 60335, IEC 60335-1, IEC 60335-2-89.



VIEW ONLINE AT [FPGWORLD.COM](http://FPGWORLD.COM)



## INLINE SERIES - 5000 CONTROLLED AMBIENT 800mm CURVED FREESTANDING

### SPECIFICATIONS

#### Refrigeration Data

	CLIMATE CLASS	CORE PRODUCT TEMP RANGE	REFRIGERANT	REFRIGERANT CHARGE	REMOTE CONNECTION	CONDENSATE REMOVAL
IN-5CA08-CU-SD-FS-I	N max 32°C / 70% RH	+15°C - +18°C	R134A	See serial label	N/A	Auto/Maunal*
IN-5CA08-CU-TD-FS-I	N max 32°C / 70% RH	+15°C - +18°C	R134A	See serial label	N/A	Auto/Maunal*
IN-5CA08-CU-SD-FS-R	N max 32°C / 70% RH	+15°C - +18°C	R134A (unless otherwise specified)	N/A	TX valve, EPR valve*, Solenoid valve*	N/A
IN-5CA08-CU-TD-FS-R	N max 32°C / 70% RH	+15°C - +18°C	R134A (unless otherwise specified)	N/A	TX valve, EPR valve*, Solenoid valve*	N/A

\*Option or Accessory

Please note: Refrigeration duty; 600W @ -5°C SST & 35°C condensing

Please note: Remote condensing unit not supplied

#### Electrical Data

	VOLTAGE	PHASE	CURRENT	kWh per hour [average]	MAINS CONNECTION	MAINS CONNECTION PLUG	IP RATING	ACR POWER *	ACR CURRENT*	LED LIGHTING
IN-5CA08-CU-SD-FS-I	220-240 V	Single	5.08 A	0.78 kWh per hour	3 metre 3 core cable	10 amp, 3 pin plug	IP 22	250 W	1.0 A	50,000 hr LED
IN-5CA08-CU-TD-FS-I	220-240 V	Single	5.08 A	0.78 kWh per hour	3 metre 3 core cable	10 amp, 3 pin plug	IP 22	250 W	1.0 A	50,000 hr LED
IN-5CA08-CU-SD-FS-R	220-240 V	Single	5.08 A	-	3 metre 3 core cable	10 amp, 3 pin plug	IP 22	N/A	N/A	50,000 hr LED
IN-5CA08-CU-TD-FS-R	220-240 V	Single	5.08 A	-	3 metre 3 core cable	10 amp, 3 pin plug	IP 22	N/A	N/A	50,000 hr LED

\*Option or Accessory

Auto Condensate Removal = ACR

#### Display

	DISPLAY AREA	NO. OF SHELVES	ACCESS - FRONT	ACCESS - REAR	DOOR OPENINGS @ +15°C - +18°C	CONSTRUCTION
IN-5CA08-CU-SD-FS-I	1.2m <sup>2</sup>	3 + Base	Sliding doors	Sliding doors	120 openings per hour	304 Stainless Steel
IN-5CA08-CU-TD-FS-I	1.2m <sup>2</sup>	3 + Base	Tilt door	Sliding doors	120 openings per hour	304 Stainless Steel
IN-5CA08-CU-SD-FS-R	1.2m <sup>2</sup>	3 + Base	Sliding doors	Sliding doors	120 openings per hour	304 Stainless Steel
IN-5CA08-CU-TD-FS-R	1.2m <sup>2</sup>	3 + Base	Tilt door	Sliding doors	120 openings per hour	304 Stainless Steel

#### Dimensions [Uncrated and Crated]

	H x W x D mm [Uncrated]	MASS [Uncrated]	H x W x D mm [Crated]	MASS [Crated]	CUBIC VOLUME [Crated]
IN-5CA08-CU-SD-FS-I	1443 x 807 x 791	125 kg	1603 x 881 x 865	190.6 kg	1.22m <sup>3</sup>
IN-5CA08-CU-TD-FS-I	1443 x 807 x 791	125 kg	1603 x 881 x 865	190.6 kg	1.22m <sup>3</sup>
IN-5CA08-CU-SD-FS-R	1443 x 807 x 791	105 kg	1603 x 881 x 865	170.6 kg	1.22m <sup>3</sup>
IN-5CA08-CU-TD-FS-R	1443 x 807 x 791	105 kg	1603 x 881 x 865	170.6 kg	1.22m <sup>3</sup>

#### Installation note:

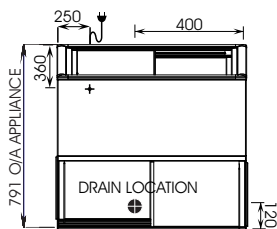
Model cutout dimensions:

- IN-5CA08-CU-SD-FS-I and IN-5CA08-CU-TD-FS-I models require 760 x 725mm benchtop cutout. Joinery height 603mm (see product manual for installation guide)
- IN-5CA08-CU-SD-FS-R and IN-5CA08-CU-TD-FS-R models require 760 x 725mm benchtop cutout. Joinery height 603mm (see product manual for installation guide)

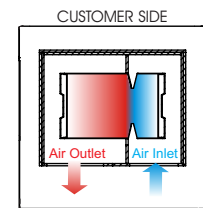
Unobstructed airflow must be maintained to ensure unit performance and maintain warranty

In line with policy to continually develop and improve its products, Future Products Group reserves the right to change specifications and design without notice.

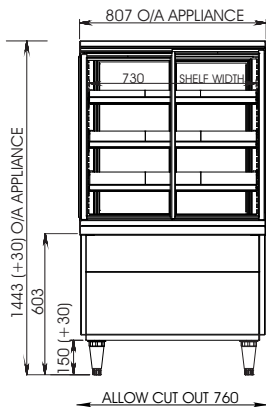
For more information and technical data, including installation documents, please refer to the website - [www.fpgworld.com](http://www.fpgworld.com)



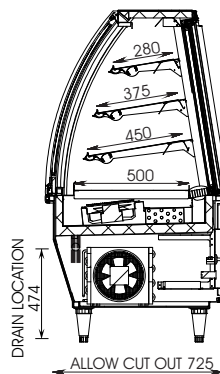
PLAN VIEW



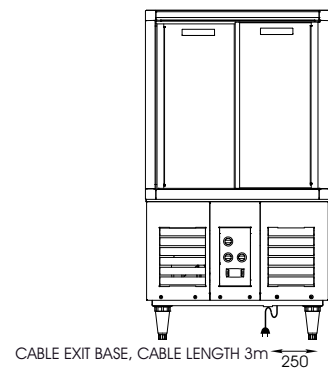
PLAN VIEW  
FREEFLOW AIR TECHNOLOGY



FRONT ELEVATION



SECTION VIEW



REAR ELEVATION