

INLINE SERIES - 3000 AMBIENT 1500mm CURVED FREESTANDING



MODELS

- IN-3A15-CU-FF-FS | 3000 Series ambient 1500mm curved freestanding, with fixed front glass
- IN-3A15-CU-SD-FS | 3000 Series ambient 1500mm curved freestanding, with sliding glass doors

OPTIONS [F=Factory Fitted]

- 50,000 hour LED lighting to shelves (F)

ACCESSORIES [A=Accessory]

- Toughened glass shelves (A)
- Angled base shelf (A)
- Thermal divider panels (A)
- Wire shelves (A)
- Rear decks (A)

OVERVIEW

Created as a medium duty solution for café, kiosk and c-store, **InLine 3000 Series** cabinets provide a plug and go solution. A range of installation options is available to make it easy to integrate the display cabinets in your retail space: in counter, on counter, or freestanding. This Cabinet Series is tested to 60 door openings an hour while still maintaining core product temperatures for food safety. Developed using FPG's world class design expertise to extend shelf life and help you sell more. Optimised for energy efficiency and to deliver the lowest total cost of ownership over the life of the cabinet. A proven performer.

FEATURES

- High energy efficiency - 0.04 kWh per hour average
- Cabinet operating at ambient temperature
- Sliding doors (staff side) and fixed front or sliding doors options (customer side)
- Fan assist air circulation to introduce fresh air into the cabinet
- Three adjustable shelves and base for product display
- 50,000 hour LED lighting in cabinet top
- Adjustable 150mm feet (+30mm adjustment)
- Unique shelf mounted ticket strip front and rear
- Toughened safety glass, with double glazed end panels for energy efficiency
- Also available as in counter or on counter models



SHOWING : 3000 SERIES AMBIENT 1500mm CURVED FREESTANDING, WITH FIXED FRONT

IN-3A15-CU-FF-FS	ENVIRONMENTAL TEST CONDITIONS	25°C / 60% RH	TEMPERATURE RANGE	Ambient
IN-3A15-CU-SD-FS				

FPG refrigerated, controlled ambient and ambient food display cabinets are designed to meet and exceed:

- International safety standards for electrical appliances: IEC 60335-1, IEC 60335-2-89, and the equivalent country-specific standards including AS/NZS, BS EN and UL 471.
 - International standards for electromagnetic compatibility/emissions: CISPR 14-1, and the equivalent county-specific standards including AS/NZS CISPR and BS EN 55014-1.
 - Essential safety requirements: AS/NZS 3820 and AS/NZS 4417.
 - Energy efficiency for refrigerated appliances: MEPS (Australia/New Zealand).
- Please contact FPG to discuss your requirements for meeting country-specific standards.



FPGWORLD.COM



INLINE SERIES - 3000 AMBIENT 1500mm CURVED FREESTANDING

SPECIFICATIONS

Ambient Data

	ENVIRONMENTAL TEST CONDITIONS	CORE PRODUCT - TEMP RANGE
IN-3A15-CU-FF-FS	25°C / 60% RH	Ambient
IN-3A15-CU-SD-FS	25°C / 60% RH	Ambient

Electrical Data

	VOLTAGE	PHASE	CURRENT	kWh per hour [average]	MAINS CONNECTION	MAINS CONNECTION PLUG	IP RATING	LEDLIGHTING
IN-3A15-CU-FF-FS	220-240 V	Single	0.21 A	0.04 kWh per hour	3 metre 3 core cable	10 amp, 3 pin plug	IP 20	50,000 hr LED
IN-3A15-CU-SD-FS	220-240 V	Single	0.21 A	0.04 kWh per hour	3 metre 3 core cable	10 amp, 3 pin plug	IP 20	50,000 hr LED

Display

	DISPLAY AREA	NO. OF SHELVES	ACCESS - FRONT	ACCESS - REAR	CONSTRUCTION
IN-3A15-CU-FF-FS	1.8m ²	3 + Base	Sliding doors	Sliding doors	304 Stainless Steel
IN-3A15-CU-SD-FS	1.8m ²	3 + Base	Fixed front	Sliding doors	304 Stainless Steel

Dimensions [Uncrated and Crated]

	H x W x D mm [Uncrated]	MASS [Uncrated]	H x W x D mm [Crated]	MASS [Crated]	CUBIC VOLUME [Crated]
IN-3A15-CU-FF-FS	1251 x 1503 x 663	-	-	-	-
IN-3A15-CU-SD-FS	1251 x 1503 x 663	-	-	-	-

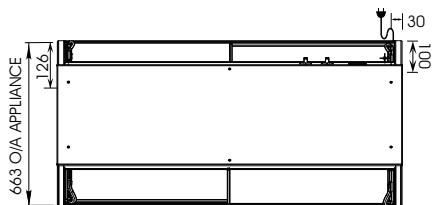
Installation note:

Model cutout dimensions:

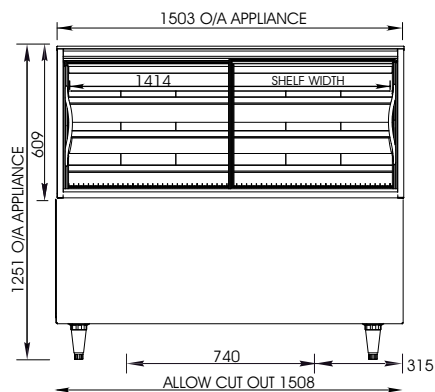
- IN-3A15-CU-FF-FS and IN-3A15-CU-SD-FS models require 1508 x 668mm benchtop cutout (see product manual for installation guide)

In line with policy to continually develop and improve it's products, Future Products Group reserves the right to change specifications and design without notice.


For more information and technical data, including installation documents, please refer to the website - www.fpgworld.com



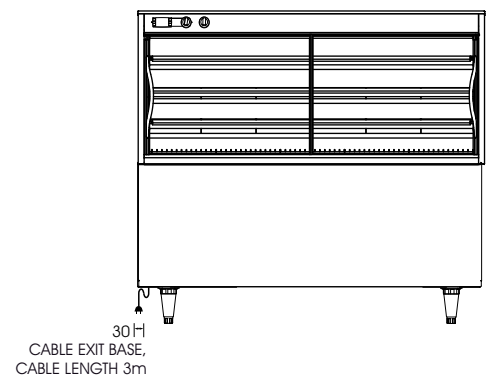
PLAN VIEW



FRONT ELEVATION



SECTION VIEW



REAR ELEVATION