




RANGE	ISOFORM GRAB&GO
TEMP. TOP	REFRIGERATED/TILT FRONT
TEMP. BOTTOM	REFRIGERATED/OPEN FRONT
MODEL	I-GG-RR-24-14-A003
INSTALLATION	FREESTANDING/ROLLERS
REFRIGERATION	INTEGRAL, R449a
HEIGHT	1454mm
WIDTH	2358mm
DEPTH BASE	915mm

CORE PRODUCT TEMPERATURE	+2°C – +4°C
ENVIRONMENTAL TEST CONDITIONS	CLIMATE CLASS 3 25°C / 60% RH
CABINET CLASSIFICATION	3M1


ENERGY EFFICIENCY	
NZ & AU	
For Star Rating, please visit <a href="http://reg.energyrating.gov.au/comparator">reg.energyrating.gov.au/comparator</a>	

## FEATURES

-  **High energy efficiency: 2.01 kWh per hour (average)**
-  **Top and bottom displays maintain +2°C - +4°C core product temperature at Climate Class 3 25°C / 60% RH**

- Sleek black cabinet frame with silver pinstripe on front, rear and doors and grille to front panel
-  50,000 hour LED lighting system at 1500 lumens per metre in both top and bottom




### Tilt Front Refrigerated Top Display

-  High internal humidity maintains and extends shelf life
- Tilt front glass provides easy access for cleaning

### Open Front Refrigerated Bottom Display

- Fixed Flexi shelf, powdercoated black, can be tilted 7° and is fitted with a ticket strip front and rear: 30mm

### Operational Excellence

- 'Plug and play' - integral refrigeration
-  Dual Action Doors (staff side) - doors both slide and swing for full-width access to the cabinet
-  Constructed from stainless and mild steel with fully double-glazed, toughened safety glass for maximum energy efficiency, climate control and durability
-  Configured with a pre-filter – with regular cleaning by operations staff the life of the cabinet can be extended
- Auto Condensate Removal (ACR)
- Fitted with unidirectional rollers and adjustable stabilisers



Showing: Isoform Grab&Go 2358mm width x 1454mm height  
Top Display: Refrigerated, tilt front. Bottom Display: Refrigerated, open front with Flexi shelf

## OPTIONS & ACCESSORIES

Contact a [FPG Sales Representative](#) for our full range, including:

- Remote refrigeration with TX, EPR or Solenoid valves for connection
  - Flat front panel to base on cabinets with remote refrigeration
  - Pinstripe colour
  - Shelf trays: Toughened safety glass or mild steel. Colour and woodprint options available for steel shelf trays
  - LED lighting colour: Warm white
  - Lockable castors
  - Isoform Sealing Kit
- Top Display**
- Additional shelf
- Bottom Display**
- Gravity feed system
  - Night curtain



#### REFRIGERATION DATA

MODEL	CORE PRODUCT TEMPERATURE	ENVIRONMENTAL TEST CONDITIONS	REFRIGERATION	REFRIGERANT	CONDENSATE REMOVAL
I-GG-RR-24-14-A003	+2°C - +4°C	Climate Class 3 - 25°C / 60% RH	Integral	R449a	ACR

#### ELECTRICAL DATA

MODEL	VOLTAGE	PHASE	CURRENT	E24H (kWh)	kWh per hour (average)	IP RATING	MAINS		LED LIGHTING		
							CONNECTION	CONNECTION PLUG <sup>1</sup>	HOURS	LUMENS	COLOUR
I-GG-RR-24-14-A003	220-240 V	Single	14.0 A	48.32	2.01	IP 22	3 metre 3 core cable	15 amp 3 pin plug	50,000	1500 per metre	Natural

<sup>1</sup>Please advise country to change plug specification.

#### CAPACITY, ACCESS & CONSTRUCTION

	DISPLAY AREA	LEVELS	ACCESS FRONT	ACCESS REAR	REAR DOORS	CHASSIS CONSTRUCTION
TOP DISPLAY	1.03 m <sup>2</sup>	Base only	Tilt front	Dual Action doors	4	Stainless 304 and mild steel
BOTTOM DISPLAY	1.90 m <sup>2</sup>	1 Shelf + Base	Open front	Dual Action doors	4	

#### DIMENSIONS

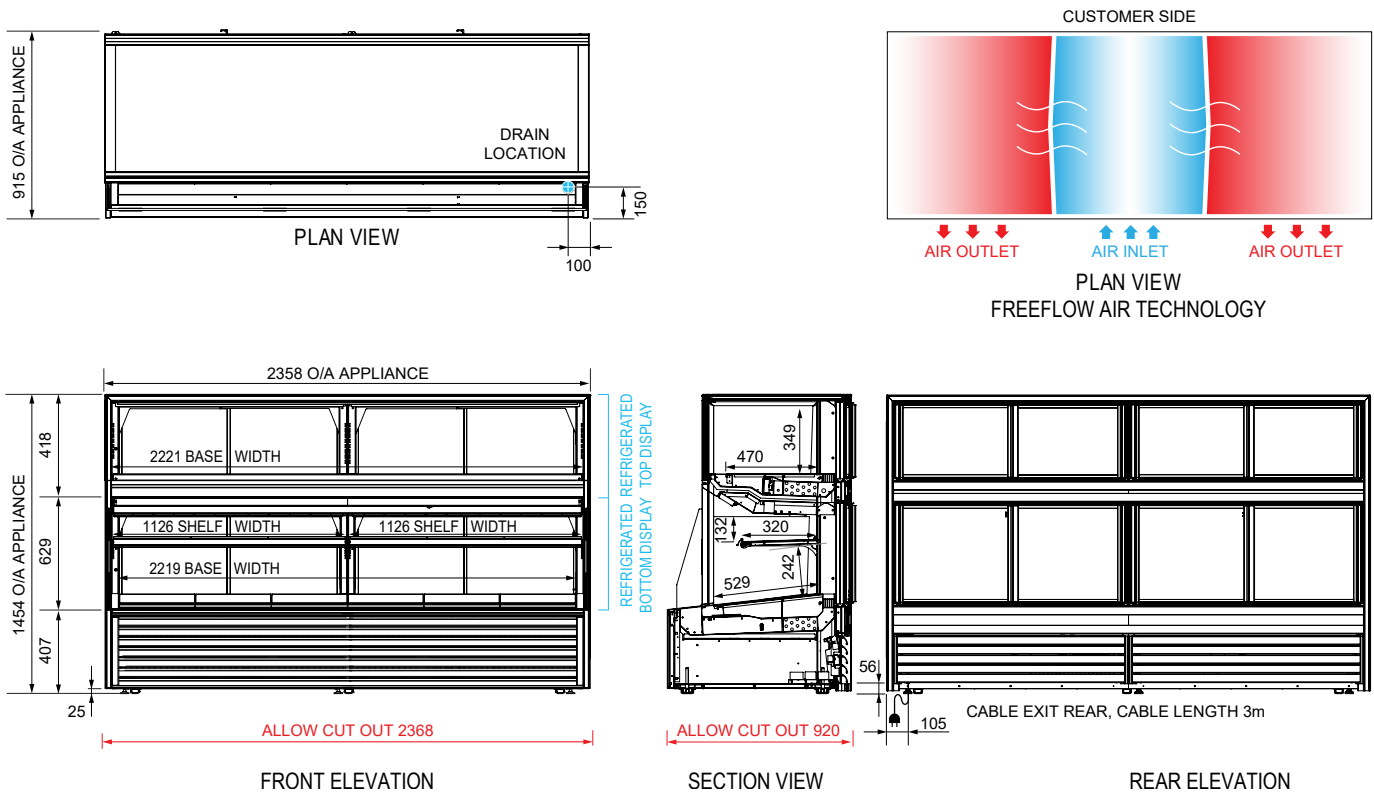
MODEL	H x W x D mm (Uncrated)	MASS (Uncrated)
I-GG-RR-24-14-A003	1454 x 2358 x 915	- kg

Crated weights and dimensions vary. Please contact us for information on your shipment.

#### Installation note:

Designed to be installed as a stand alone unit. Model cutout dimensions: I-GG-RR-24-14 models require 2368 x 920mm benchtop cutout. Joinery height 407mm (see product manual for installation guide). When installing this cabinet next to an adjacent Isoform refrigerated or controlled ambient cabinet, please install an Isoform Sealing Kit (accessory) between them.

**UNOBSTRUCTED AIRFLOW MUST BE MAINTAINED TO ENSURE UNIT PERFORMANCE AND TO MAINTAIN WARRANTY.**



More information including technical data and installation guidelines is available from the Product Manual published on our website.

In line with our policy to continually develop, improve and support our products, Future Products Group Ltd reserves the right to change specifications and design without notice.

Have a question? Please email us at [sales@fpgworld.com](mailto:sales@fpgworld.com) or visit [www.fpgworld.com](http://www.fpgworld.com) for full contact details for your region.

