






RANGE	INLINE BARISTA
TEMPERATURE	REFRIGERATED
MODEL	IN-C-DRW-B101
FRONT	DRAWER/FLAP
INSTALLATION	FREESTANDING/LEGS
TECHNOLOGY	VARIABLE SPEED DRIVE (VSD)
REFRIGERATION	INTEGRAL, R290
HEIGHT	846mm
WIDTH	700mm
DEPTH	738mm



CORE PRODUCT TEMPERATURE	+2°C - +4°C
ENVIRONMENTAL TEST CONDITIONS	CLIMATE CLASS 4 30°C / 55% RH
CABINET CLASSIFICATION: REFRIGERATED STORAGE CABINET	4M1

ENERGY EFFICIENCY	
NZ & AU For Star Rating, please visit reg.energystar.gov.au/ comparator	EU  



FEATURES

-  **High energy efficiency: 0.04 kWh per hour (average)**
-  **Maintains an average of +2°C - +4°C core product temperature at Climate Class 4: 30°C/55%RH**
-  **Milk maintains temperature < +4°C for two and a half hours with flap open**

Pull Out Drawer and Front Flap

-  Quick and easy access of milk through ergonomic front flap design
- Angled base for gravity feed, with adjustable bottle matting, means stock is always at the front
-  Drawer slides out for ease of stocking

Operational Excellence

- Brushed stainless steel frame
- High storage capacity of 0.33m²
Accommodates 24 2L bottles - 257 x 131 x 90mm (HxWxD)
- Easy installation with an adjustable anti-tilt bolt to stabilise cabinet when the drawer is open
-  Variable speed drive inverter compressor and electronic controller ensure the cabinet is operating as efficiently as possible
-  Configured with a pre-filter - with regular cleaning by operations staff the life of the cabinet can be extended
- Easy access for cleaning
- Splash proof panel over the front controls
- Fitted with legs



REFRIGERATION DATA

MODEL	CORE PRODUCT TEMPERATURE	ENVIRONMENTAL TEST CONDITIONS	REFRIGERATION	REFRIGERANT	REFRIGERANT CHARGE	CONDENSATE REMOVAL
IN-C-DRW-B101	+2°C - +4°C	Climate Class 4 - 30°C / 55% RH	Integral, VSD	R290	See serial label	Plumb to waste

ELECTRICAL DATA

MODEL	VOLTAGE	PHASE	CURRENT	E24H (kWh)	kWh per hour (average)	IP RATING	MAINS	
							CONNECTION	CONNECTION PLUG ¹
IN-C-DRW-B101	220-240 V	Single	1.3 A	1.07	0.04	IP 22	3 metre, 3 core cable	10 amp, 3 pin plug

¹Please advise country to change plug specification.

CAPACITY, ACCESS & CONSTRUCTION

MODEL	REFRIGERATED STORAGE AREA	2L BOTTLE CAPACITY	ACCESS FRONT	ACCESS REAR	STORAGE DRAWERS	CHASSIS CONSTRUCTION
IN-C-DRW-B101	0.33m ²	24 Bottles 257 x 131 x 90mm (HxWxD)	Drawer/Front Flap	N/A	1	Stainless 304 and mild steel

DIMENSIONS

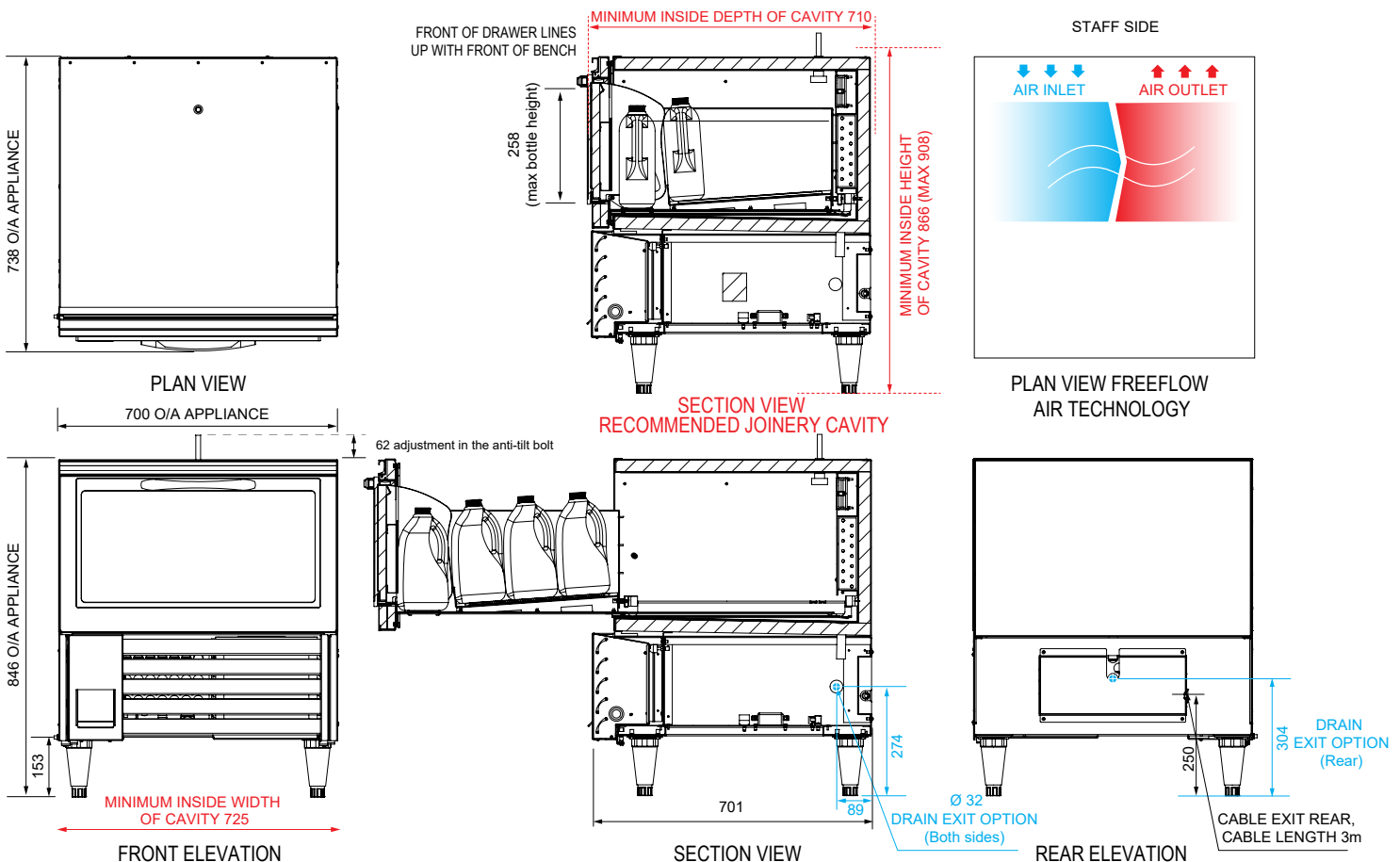
MODEL	H x W x D mm (Uncrated)	MASS (Uncrated)	Estimated H x W x D mm (Crated) ²	Estimated MASS (Crated) ²	Estimated CUBIC VOLUME (Crated) ²
IN-C-DRW-B101	846 x 700 x 738	115 kg	1050 x 750 x 830	158 kg	0.62m ³

²Crated weights and dimensions vary. Please contact us for information on your shipment.

Installation note:

Model cavity dimensions: IN-C-DRW-B101 model requires 866mm x 710mm x 725mm. (see product manual for installation guide).

UNOBSTRUCTED AIRFLOW MUST BE MAINTAINED TO ENSURE UNIT PERFORMANCE AND TO MAINTAIN WARRANTY.



More information including technical data and installation guidelines is available from the Product Manual published on our website.

In line with our policy to continually develop, improve and support our products, Future Products Group Ltd reserves the right to change specifications and design without notice.

Have a question? Please email us at sales@fpgworld.com or visit www.fpgworld.com for full contact details for your region.

