



FPGWORLD.COM

# CUSTOM

## McDONALD'S 600 ON-COUNTER AMBIENT

MODEL	IL-MD-600-AMB-SQ-A006
RANGE	McDONALD'S
INSTALLATION	ON-COUNTER
FRONT	SQUARE/FIXED FRONT
TEMPERATURE	AMBIENT
HEIGHT	456mm
WIDTH	600mm
DEPTH	522mm

CORE PRODUCT TEMPERATURE	AMBIENT
ENVIRONMENTAL TEST CONDITIONS	25°C / 60% RH

### FEATURES

**High energy efficiency: 0.01 kWh per hour (average).**

- **Cabinet operating at ambient temperature**
- Swing doors (staff side) and fixed front (customer side)

#### Fixed Front Ambient Display

- Adjustable shelf and base for product display
- Black acrylic or bamboo shelf trays are additionally available (x4 shelf trays per kit)
- 50,000 hour LED lighting system at 2758 lumens/m to cabinet top and shelf
- Unique shelf mounted ticket strip front and rear

#### Operational Excellence

- Toughened single glazed glass
- Fan assist air circulation to introduce fresh air into the cabinet



IL-MD-600-AMB-SQ-A006

Showing : Custom McDonald's ambient 600mm



74369

McDonald's 600 ambient square black acrylic shelf kit 520D



74968

McDonald's 600 ambient square bamboo shelf kit 520D



Indicates sustainability benefits



Please contact FPG to discuss your requirements for meeting country-specific standards.



FPGWORLD.COM

# CUSTOM

## McDONALD'S 600 ON-COUNTER AMBIENT

### AMBIENT DATA

MODEL	ENVIRONMENTAL TEST CONDITIONS	CLIMATE CLASS	CORE PRODUCT TEMP. RANGE
IL-MD-600-AMB-SQ-A006	25°C / 60% RH	4 (N) and 5 (T)	Ambient

N = Normal & T= Tropical

### ELECTRICAL DATA

MODEL	VOLTAGE	PHASE	CURRENT	E24H (kWh)	kWh per hour (average)	IP RATING	MAINS		LED LIGHTING	
							CONNECTION	CONNECTION PLUG	HOURS	COLOUR
IL-MD-600-AMB-SQ-A006	220-240 V	Single	0.1 A	0.24	0.01	IP 22	3 metre, 3 core cable	To be attached locally	50,000	Natural

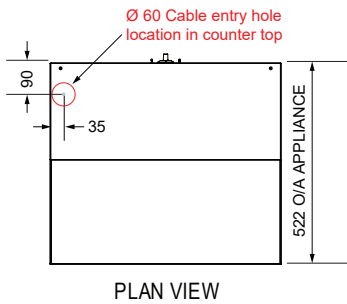
### CAPACITY, ACCESS & CONSTRUCTION

MODEL	DISPLAY AREA	LEVELS	ACCESS FRONT	ACCESS REAR	CHASSIS CONSTRUCTION
IL-MD-600-AMB-SQ-A006	0.3m <sup>2</sup>	1 shelf + base	Fixed front	Swing doors	Black and natural anodised aluminium

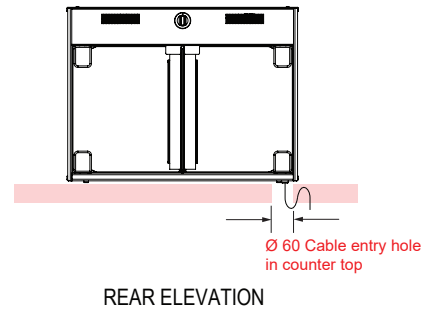
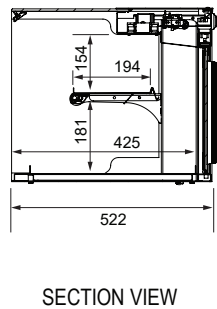
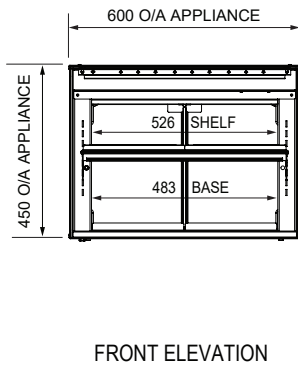
### DIMENSIONS

MODEL	H x W x D mm (Uncrated)	MASS (Uncrated)
IL-MD-600-AMB-SQ-A006	450 x 600 x 522	42 kg

Crated weights and dimensions vary. Please contact us for information on your shipment.



NOTE: Ø 60 Cable entry hole in counter top. Hole edges to be rounded over or appropriate commercial cable insert used to protect cable against damage



More information including technical data and installation guidelines is available from the Product Manual.

In line with our policy to continually develop, improve and support our products, Future Products Group Ltd reserves the right to change specifications and design without notice.

Have a question? Please email us at [sales@fpgworld.com](mailto:sales@fpgworld.com) or visit [www.fpgworld.com](http://www.fpgworld.com) for full contact details for your region.

