

MODEL	IL-MD-600-AMB-SQ-A003	-A004
RANGE	McDONALD'S	
INSTALLATION	ON-COUNTER	
FRONT	SQUARE/FIXED FRONT	
TEMPERATURE	AMBIENT	
SHELF & BASE	BLACK ACRYLIC	BAMBOO
HEIGHT	456mm	
WIDTH	600mm	
DEPTH	522mm	

CORE PRODUCT TEMPERATURE	AMBIENT
ENVIRONMENTAL TEST CONDITIONS	25°C / 60% RH



IL-MD-600-AMB-SQ-A003


Showing : Custom McDonald's Ambient 600mm
with black acrylic shelf and base

FEATURES

High energy efficiency: 0.01 kWh per hour (average).

- **Cabinet operating at ambient temperature**
- Swing doors (staff side) and fixed front (customer side)

Fixed Front Ambient Display

- Adjustable shelf and base for product display
-  50,000 hour LED lighting system at 2758 lumens/m to cabinet top and shelf
- Unique shelf mounted ticket strip front and rear

Operational Excellence

- Toughened single glazed glass
- Fan assist air circulation to introduce fresh air into the cabinet



IL-MD-600-AMB-SQ-A004

Showing : Custom McDonald's Ambient 600mm
with bamboo shelf and base



Please contact FPG to discuss your requirements for meeting country-specific standards.

AMBIENT DATA

MODEL	ENVIRONMENTAL TEST CONDITIONS	CLIMATE CLASS	CORE PRODUCT TEMP. RANGE
IL-MD-600-AMB-SQ-XXXX	25°C / 60% RH	4 (N) and 5 (T)	Ambient

N = Normal & T= Tropical

ELECTRICAL DATA

MODEL	VOLTAGE	PHASE	CURRENT	E24H (kWh)	kWh per hour (average)	IP RATING	MAINS		LED LIGHTING	
							CONNECTION	CONNECTION PLUG ¹	HOURS	COLOUR
IL-MD-600-AMB-SQ-XXXX	220-240 V	Single	0.1 A	0.24	0.01	IP 22	3 metre, 3 core cable	10 amp, 3 pin plug	50,000	Natural

¹Please advise country to change plug specification.

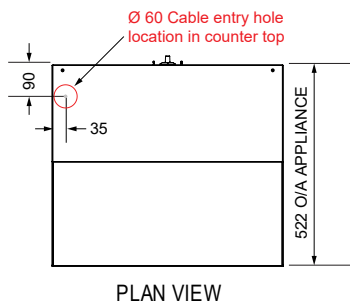
CAPACITY, ACCESS & CONSTRUCTION

MODEL	DISPLAY AREA	LEVELS	ACCESS FRONT	ACCESS REAR	CHASSIS CONSTRUCTION
IL-MD-600-AMB-SQ-XXXX	0.3m ²	1 shelf + base	Fixed front	Swing doors	Black and natural anodised aluminium

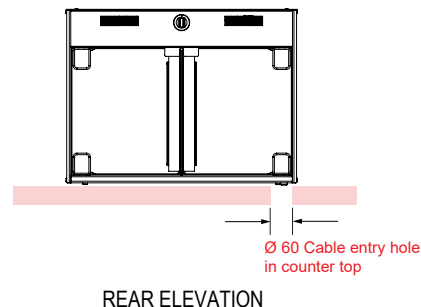
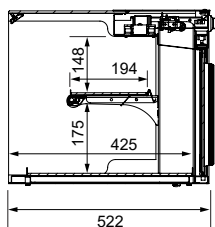
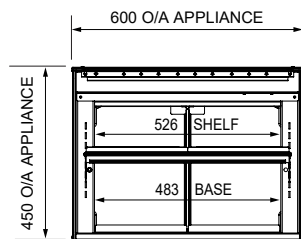
DIMENSIONS

MODEL	H x W x D mm (Uncrated)	MASS (Uncrated)
IL-MD-600-AMB-SQ-XXXX	450 x 600 x 522	42 kg

Crated weights and dimensions vary. Please contact us for information on your shipment.



NOTE: Ø 60 Cable entry hole in counter top.
Hole edges to be rounded over or appropriate commercial cable insert used to protect cable against damage



More information including technical data and installation guidelines is available from the Product Manual.

In line with our policy to continually develop, improve and support our products, Future Products Group Ltd reserves the right to change specifications and design without notice.

Have a question? Please email us at sales@fpgworld.com or visit www.fpgworld.com for full contact details for your region.

Worldwide
contact
details:

