

# INLINE

SERIES



# Timeless

**FPG**

**Trusted.  
For Life.**



Trusted.  
For Life.



# PROVEN PERFORMERS

AJUNA EATERY, NAPIER, NEW ZEALAND - INLINE 5000 SERIES

# INLINE

---

## SERIES

**Inline cabinets are classic, proven performers.**

Complementing any interior design, Inline Series cabinets excel at food presentation to lift sales.

Create an impressive line-up of cabinets - refrigerated, controlled ambient, heated and ambient - to showcase a wide variety of delectable delights.

**Inline - premium food display cabinets that stand the test of time.**





Trusted.  
For Life.

# CAPTIVATE YOUR CUSTOMERS

## Create a line-up to impress.

Inline cabinets are designed to work seamlessly together within their Series – 3000 and 5000. Choose your Series and then choose your profile - curved or square.





Inline Series cabinets include the taller freestanding Tower refrigerated display which maximises product capacity, providing very high visibility on a small footprint.



BP, BALDIVIS, WESTERN AUSTRALIA - INLINE 5000 SERIES

# COMPLIANCE ASSURED

**Enjoy peace of mind. All FPG Inline cabinets are tested in our environmental test laboratory to deliver core consistent product temperatures:**

Cabinet type	Average core product temperature	Environmental test conditions
 Refrigerated	+2°C to +4°C	Climate Class 3: 25°C / 60% RH
 Controlled Ambient	+16°C to +18°C	Climate Class 3: 25°C / 60% RH
 Heated	+65°C to +80°C	22°C / 65% RH
 Ambient	Ambient	Ambient

Inline cabinets are compliant with the international regulations for electrical safety and electromagnetic emissions.

**Save more through high energy efficiency.**

Use less power, reduce your power bills and save money. Inline cabinets are energy efficient. Clever engineering design, considered technology choices and high material specifications result in lower power consumption. It's good for our planet too.



Trusted.  
For Life.

# INLINE

## OPTIONS TO SUIT YOUR BUSINESS

**Do you serve customers? Or is your business model self-serve?**

**Inline counter-style cabinets are available in multiple formats to suit your business:**

- Fixed front for serve-over customer service.
- Sliding doors for self-service.
- Open front for self-service of pre-packaged food.

Inline Tower has a fixed front and is conveniently fitted with two sets of rear sliding doors – upper and lower – for stocking and serving.



INLINE TOWER, REFRIGERATED, 800mm SQUARE, FREESTANDING, FIXED FRONT.

# INLINE

## SERIES



**INLINE 5000 SERIES, HEATED, 1200MM, SQUARE, FREESTANDING - CONFIGURED WITH 4 DISPLAY LEVELS.**

L-R: FIXED FRONT, SLIDING DOORS, OPEN FRONT



Trusted.  
For Life.

# WHICH INLINE SERIES IS RIGHT FOR YOU?

**All Inline cabinets are made to FPG's high standards and deliver core product temperatures, energy efficiency, and extended product shelf life. The table below may help you to determine which Inline Series is right for you.**

What are you looking for?	Series	Attributes	Go to page
<ul style="list-style-type: none"> <li>I am looking for great value.</li> <li>I have small-medium transaction volumes - up to 60 door openings per hour.</li> <li>I need small-medium product capacity.</li> <li>I need a Bain Marie.</li> </ul>	Inline 3000	The popular, great-value range for small-medium transaction volumes and small-medium capacity.	10
<ul style="list-style-type: none"> <li>I want the best.</li> <li>I have high transaction volumes - up to 120 door openings per hour.</li> <li>I have a long-term business horizon &gt;6 years.</li> <li>I need an open front cabinet.</li> <li>Sustainability is important and I want a cabinet that maximises cabinet lifetime.</li> </ul>	Inline 5000	The premium range used by corporates to meet high operational demands and support their brand positioning.	12
<ul style="list-style-type: none"> <li>I want to create a focal point for high value refrigerated product.</li> <li>I have a small footprint and need to maximise vertical display height.</li> </ul>	Inline Tower	A freestanding upright refrigerated cabinet for showcasing high value product.	14



INLINE 5000 SERIES, SQUARE, IN-COUNTER, OPEN FRONT.  
MELBOURNE MUSEUM CAFE, AUSTRALIA

# INLINE 3000 SERIES

**Created as a small-to-medium duty solution for cafés, kiosks and c-stores, Inline 3000 Series cabinets are available with curved and square profiles.**

They support up to 60 door openings per hour while maintaining core product temperature. Packaged with all the benefits of the FPG Inline cabinet range, you use less energy while maintaining food safety.

The Inline 3000 Series design allows for multiple bench integration options: freestanding, in-counter or on-counter.

The cabinets are constructed from:

- Durable stainless and mild steel with an attractive brushed finish.
- Double-glazed safety glass for energy efficiency and temperature control.

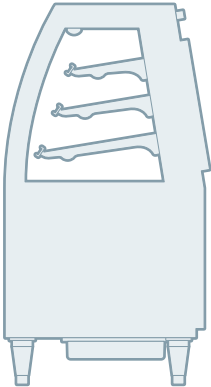


ALFAEXPRESS, INDONESIA - INLINE 3000 SERIES


# INLINE

## 3000 SERIES

CURVED PROFILE



SQUARE PROFILE



FIXED FRONT



CUSTOMER SIDE SLIDING DOORS



BAIN MARIE



FREESTANDING



IN-COUNTER



ON-COUNTER





**Trusted.  
For Life.**

# INLINE 5000 SERIES

**Our premium range of Inline cabinets is trusted by multi-national customers worldwide.**

This heavy-duty cabinet supports up to 120 door openings an hour while still maintaining core product temperature. Increased capacity, robust design and individual shelf lighting enhance product offerings.

The Inline 5000 Series freestanding cabinets are designed to be installed into joinery and support any combination of refrigerated, controlled ambient, heated and ambient line-ups.

The cabinets are constructed from:

- Durable stainless and mild steel with an attractive brushed finish.
- Double-glazed safety glass for energy efficiency and temperature control.

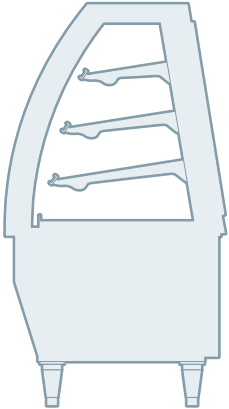


HOYTS CINEMA, HAMILTON, NEW ZEALAND - INLINE 5000 SERIES

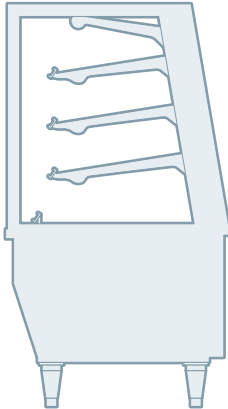
# INLINE

## 5000 SERIES

CURVED PROFILE



SQUARE PROFILE



FREESTANDING (IN JOINERY)



FREESTANDING (WITH STAINLESS STEEL CHASSIS SURROUND)



TILT/FIXED FRONT



CUSTOMER SIDE SLIDING DOORS



OPEN FRONT





**Trusted.  
For Life.**

# INLINE TOWER

**The Inline Tower cabinet maximises your refrigerated food and beverage display on a very small footprint – ideal where space is tight.**

It provides large capacity and very high visibility which is enhanced with lighting delivered by long-life energy-efficient LEDs. Fitted with an upper and lower rear sliding door system, it's practical and easy to stock and serve.

This high visibility cabinet enhances product appeal to maximise your sales, and ensures your product is safe and fresh.

The cabinets are constructed from durable stainless and mild steel. They are finished with a smart black trim which is 'baked' into the fully double-glazed toughened safety glass.



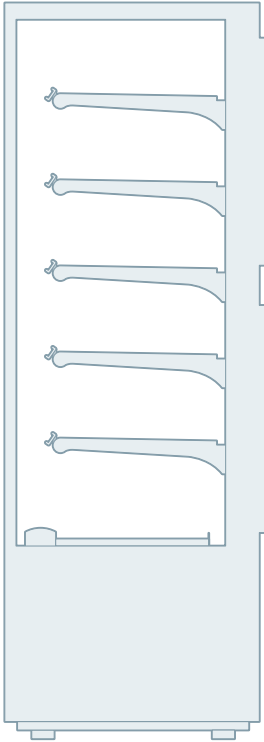
BAKINGTON, NEW DELHI - INLINE TOWER (WITH INLINE 3000 CABINETS)

800mm WIDTH

1200mm WIDTH

SQUARE PROFILE

FIXED FRONT



REAR UPPER SLIDING DOORS

REAR LOWER SLIDING DOORS





**Trusted.  
For Life.**

# LIGHT IT UP

**The visual appeal of food and drink merchandise is significantly enhanced by our super bright LED lighting which is fitted in all Inline cabinets, including heated cabinets.**

With extended lifetimes, the LED lights do not need to be replaced very often:  
Refrigerated, controlled ambient and ambient:  
50,000 hours  
Heated: 25,000 hours

**Create a merchandising display that excels in attracting customer attention and supports increased sales.**

FPG can help you to explore the options to boost your brand presence and operational efficiency.<sup>1</sup>

<sup>1</sup>Minimum order quantity may apply




BP DRIVE CAFÉ, BONNYRIGG, AUSTRALIA - INLINE 3000 SERIES WITH LIGHTING TO TOP AND SHELVES (OPTION)



KINDRED ROAD, NEW ZEALAND - INLINE 3000 SERIES WITH WHITE POWDERCOATED SHELVES

# MAKE IT YOUR OWN



## COLOUR

Specify a different colour for the chassis (freestanding cabinets) and/or shelves to complement your branding and create impact.  
(3000/5000/Tower)



## WOODPRINT

Apply woodprint to shelves to create a warmer, visually-appealing display.  
(3000/5000/Tower)



## SHELF TICKETING

Colour your shelf ticket strips (30mm height) to enhance branding.  
(3000/5000/Tower)



## MIRROR EFFECT

Request a mirror effect for the sides to create a fuller-looking display.  
(3000/5000/Tower)



### BRANDED INSERTS

Add colour or graphic inserts into our unique aluminium extrusions to boost your brand presence.  
(3000 curved & square)



### CHASSIS SURROUND

Request stainless steel chassis panels for cabinets which will not be installed into joinery.  
(5000)



### CUSTOM JOINERY SOLUTION


For self-service, attach a fascia designed to accommodate tongs, bags, and serviettes.  
(3000/5000 Tower)



### BRANDED DECALS

Apply decals to boost your brand presence.  
(3000/5000/Tower)

# OPERATIONAL FACTORY-FITTED OPTIONS



## AUTO CONDENSATE REMOVAL

Upgrade to Auto Condensate Removal (ACR) – no more need to manually empty the condensate container. (3000/Tower)\*

\*ACR is a standard feature on the Inline 5000 Series.



## ADDITIONAL SHELF

Expand capacity in heated cabinets by adding an extra shelf. (3000/5000)



## ADD A BAIN MARIE SHELF

Add a handy holding shelf in the Bain Marie. (3000)



## FOLDING REAR DECK

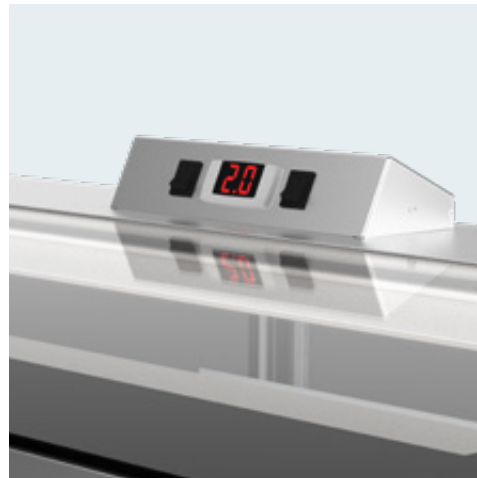
For serve-over operations, add a rear deck with optional inbuilt cavities for bag and tong holders. (5000)  
Fixed rear deck. (3000)



### **ROLLERS OR CASTORS**

---

If maneuverability is important to you, replace legs with unidirectional rollers or heavy-duty lockable castors. (3000/5000)



### **FORWARD-FACING CONTROLS**

---

Forward-facing controls and refrigeration venting to the front enable you to install your Inline cabinets against a wall. (3000)

There are many opportunities to create a merchandising display that excels in attracting customer attention, supports increased sales, and fits your business model.

**Talk to FPG about your needs and wants.**



Trusted.  
For Life.



FIRE STATION CAFE, NEW ZEALAND - INLINE 5000 SERIES

# TRUSTED FOR LIFE

## Extended cabinet lifetime.

- FPG cabinets are constructed from high quality materials and components sourced from reputable suppliers to withstand the rigours of service.
- FPG stands by our cabinets for their lifetime – that means spare parts and support will always be available to your technical service providers.

## Maintenance and warranty.

For all Inline Series cabinets, regular cleaning will help mitigate the build-up of any food residue and maintain the attractive appearance of the cabinets.

Please consult your cabinet manual for warranty terms and conditions.

To ensure your cabinets are operating optimally and to keep your cabinet warranty valid:

- For refrigerated cabinets with integral refrigeration, schedule quarterly preventative maintenance checks by a refrigeration engineer/technician.
- For heated and ambient cabinets, and cabinets connected to remote refrigeration systems, schedule annual service checks by an engineer/technician.

## Well supported.

FPG Technical Support are available online and by phone. We publish online resources to support the technical service providers of our customers, including 'How To' videos. Together with comprehensive manuals, we also offer training via online platforms and recommend the spare parts the service provider should hold locally to service the cabinets.

## FPG engineers all cabinets to meet international standards.

International safety standards for electrical refrigerated appliances: IEC 60335-1, IEC 60335-2-89, and the equivalent country-specific standards including AS/NZS and BS EN.

International safety standards for electrical heated appliances: IEC 60335-1, IEC 60335-2-49, IEC 60335-2-50 and the equivalent country-specific standards including AS/NZS and BS EN.

International standards for electromagnetic compatibility/emissions: CISPR 14-1, and the equivalent country-specific standards including AS/NZS CISPR and BS EN 55014-1.

Essential safety requirements: AS/NZS 3820 and AS/NZS 4417.

Energy efficiency for refrigerated appliances: MEPS (Australia/New Zealand).



Some countries permit self-declaration while other countries may require external testing and certificates of conformity.

**Please contact us for more information.**

# QUICK CABINET COMPARISON<sup>1</sup>

	INLINE 3000		INLINE 5000		TOWER
<b>Profile</b>	Curved	Square	Curved	Square	Square
<b>Customer Side</b>	Fixed front Sliding doors	Fixed front Sliding doors	Tilt front Sliding doors Open front	Fixed front Tilt front Sliding doors Open front	Fixed front
<b>Staff Side</b>	Rear sliding doors		Rear sliding doors		Rear sliding doors
<b>Temperature</b>	Refrigerated Controlled Ambient Heated Ambient		Refrigerated Controlled Ambient Heated Ambient		Refrigerated
<b>Installation Options</b>	Freestanding In-counter On-counter		Freestanding and designed to be installed into joinery		Freestanding
<b>No. of shelves<sup>2</sup></b>	3 + base	2 + base	3 + base	3 + base	5 + base
<b>Bain Marie</b>	✓	✓	N/A	N/A	N/A
<b>Robustness</b>	Medium duty		Heavy duty		Medium duty

<sup>1</sup>This table reflects default configuration of cabinet models.

<sup>2</sup>Excluding Inline 5000 open front cabinets, FPG does not recommend using the base for display of food in heated cabinets due to the proximity to the heating element. Please add a further shelf to expand capacity.

# CABINET DIMENSIONS

Width (mm)	CURVED				SQUARE				CURVED OPEN FRONT		SQUARE OPEN FRONT		BAIN MARIE		
	Ref	CA	Heat	Amb	Ref	CA	Heat	Amb	Ref	Heat	Ref	Heat	Curved Heat	Square Heat	
600					3	3	3	3							
800	3 5	3 5	3 5	3 5	5 3 T	5	5	5	5	5	5	5	5	3	
900					3	3	3	3						3	
1200	3 5	3 5	3 5	3 5	3 5 T	3 5	3 5	3 5	3 5	5	5	5	5	3	3
1500	3 5	3 5	3 5	3 5	3 5	3 5	3 5	5					3	3	
1800	3 5	3 5	5	5	5	5	5								
2400	5	5			5	5									

### KEY

- 3 Inline 3000
- 5 Inline 5000
- T Inline Tower

**Ref** Refrigerated +2°C - +4°C

**CA** Controlled Ambient  
+16°C - +18°C

**Heat** Heated +65°C - +80°C

**Amb** Ambient

All measurements are rounded. Please consult the specification sheet for further information on your chosen Inline Series cabinet(s) available from [www.fpgworld.com](http://www.fpgworld.com) or talk to your FPG representative.



**Trusted.  
For Life.**



C-STORE



CAFE/BAKERY  
OSR



FMCG



HOSPITALITY



SPECIALTY  
FOOD SERVICE



SUPERMARKET

Worldwide  
contact  
details:



fpgworld.com  
sales@fpgworld.com