



## INLINE SERIES - 3000 HEATED 1500mm SQUARE IN COUNTER

### MODELS

- IN-3H15-SQ-FF-IC | 3000 Series heated 1500mm square, with fixed front glass, in counter
- IN-3H15-SQ-SD-IC | 3000 Series heated 1500mm square, with sliding glass doors, in counter

### OPTIONS [F=Factory Fitted]

- LED lighting to shelves (F)

### ACCESSORIES [A=Accessory]

- Small goods tray (A)
- Toughened glass shelves (A)
- Angled base shelf (A)
- Thermal divider panels (A)
- Chicken trays (A)
- Rear decks (A)
- Stainless steel flat trays (A)
- Pie chutes and dividers (A)

### OVERVIEW

Created as a medium duty solution for café, kiosk and c-store, **Inline 3000 Series** cabinets provide a plug and go solution. A range of installation options is available to make it easy to integrate the display cabinets in your retail space: in counter, on counter, or freestanding. This Cabinet Series is tested to 60 door openings an hour while still maintaining core product temperatures for food safety. Developed using FPG's world class design expertise to extend shelf life and help you sell more. Optimised for energy efficiency and to deliver the lowest total cost of ownership over the life of the cabinet. A proven performer.

### FEATURES

- High energy efficiency - 1.3 kWh per hour average
- Cabinet operating temperature range +30°C - +90°C
- Recommended core product temperature > +65°C
- Sliding doors (staff side) and fixed front or sliding doors options (customer side)
- Two adjustable shelves and base for product display
- 25,000 hour LED lighting to cabinet top and optional shelf lighting available
- Low wattage high density elements for even temperature distribution
- Fascia and base extrusions can be fitted with clip-in decorative inserts or signage panels
- Unique shelf mounted ticket strip front and rear
- Fully double glazed for energy efficiency
- Also available as a on counter model or a freestanding model with a chassis



SHOWING : 3000 SERIES HEATED 1500mm SQUARE, WITH FIXED FRONT, IN COUNTER

IN-3H15-SQ-FF-IC	ENVIRONMENTAL TEST CONDITIONS	22°C / 65% RH	MAX TEMPERATURE RANGE	+30°C-+90°C
IN-3H15-SQ-SD-IC				

FPG heated food display cabinets are designed to meet and exceed:

- International safety standards for electrical heated appliances: IEC 60335-1, IEC 60335-2-49, IEC 60335-2-50, and the equivalent country-specific standards including AS/NZS and BS EN.
- International standards for electromagnetic compatibility/emissions: CISPR 14-1, and the equivalent county-specific standards including AS/NZS CISPR and BS EN 55014-1.
- Essential safety requirements: AS/NZS 3820 and AS/NZS 4417.

Please contact FPG to discuss your requirements for meeting country-specific standards.



FPGWORLD.COM



## INLINE SERIES - 3000 HEATED 1500mm SQUARE IN COUNTER

### SPECIFICATIONS

#### Heated Data

	ENVIRONMENTAL TEST CONDITIONS	RECOMMENDED CORE PRODUCT TEMP	MAX TEMP RANGE	HEATING
IN-3H15-SQ-FF-IC	22°C / 65% RH	> +65°C	+30°C - +90°C	High density low wattage element
IN-3H15-SQ-SD-IC	22°C / 65% RH	> +65°C	+30°C - +90°C	High density low wattage element

#### Electrical Data

	VOLTAGE	PHASE	CURRENT	kWh per hour [average]	MAINS CONNECTION	MAINS CONNECTION PLUG	IP RATING	LED LIGHTING
IN-3H15-SQ-FF-IC	220-240 V	Single	7.6 A	1.3 kWh per hour	3 metre 3 core cable	10 amp, 3 pin plug	IP 20	25,000 hr LED
IN-3H15-SQ-SD-IC	220-240 V	Single	7.6 A	1.3 kWh per hour	3 metre 3 core cable	10 amp, 3 pin plug	IP 20	25,000 hr LED

#### Display

	DISPLAY AREA	NO. OF SHELVES	ACCESS - FRONT	ACCESS - REAR	CONSTRUCTION
IN-3H15-SQ-FF-IC	1.65m <sup>2</sup>	2 + Base	Fixed front	Sliding doors	304 Stainless Steel
IN-3H15-SQ-SD-IC	1.65m <sup>2</sup>	2 + Base	Sliding doors	Sliding doors	304 Stainless Steel

#### Dimensions [Uncrated and Crated]

	H x W x D mm [Uncrated]	MASS [Uncrated]	H x W x D mm [Crated]	MASS [Crated]	CUBIC VOLUME [Crated]
IN-3H15-SQ-FF-IC	774 x 1500 x 662	-	934 x 1574 x 736	-	1.08m <sup>3</sup>
IN-3H15-SQ-SD-IC	774 x 1500 x 662	-	934 x 1574 x 736	-	1.08m <sup>3</sup>

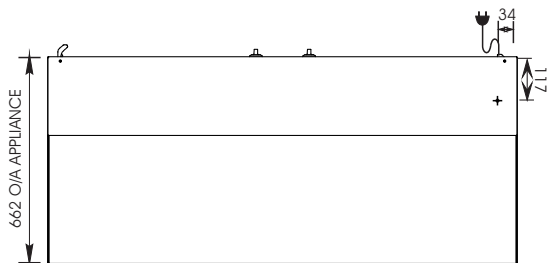
#### Installation note:

Model cutout dimensions:

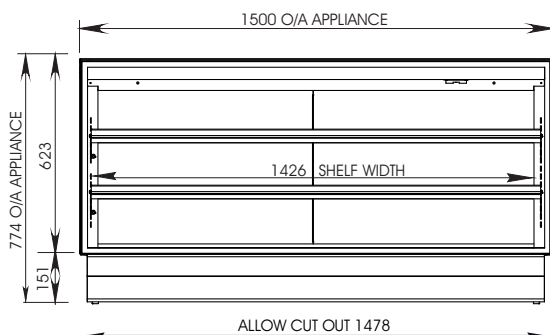
- IN-3H15-SQ-FF-IC and IN-3H15-SQ-SD-IC models require 1478 x 650mm benchtop cutout (see product manual for installation guide)

In line with policy to continually develop and improve its products, Future Products Group reserves the right to change specifications and design without notice.

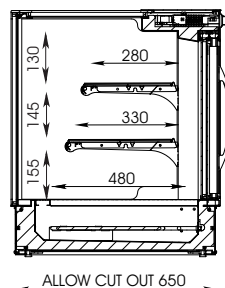
For more information and technical data, including installation documents, please refer to the website - [www.fpgworld.com](http://www.fpgworld.com)



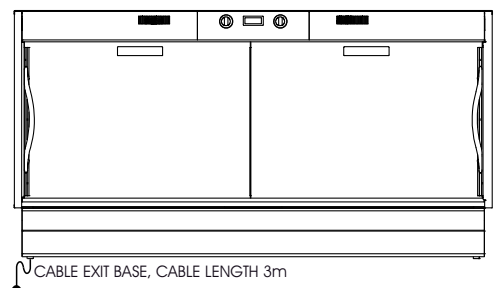
PLAN VIEW



FRONT ELEVATION



SECTION VIEW



REAR ELEVATION