


## INLINE SERIES - 3000 CONTROLLED AMBIENT 800mm CURVED FREESTANDING



### MODELS

- IN-3CA08-CU-FF-FS-I | 3000 Series controlled ambient 800mm, curved freestanding, with fixed front glass, with integral condensing unit
- IN-3CA08-CU-SD-FS-I | 3000 Series controlled ambient 800mm curved freestanding, with sliding glass doors, with integral condensing unit
- IN-3CA08-CU-FF-FS-R | 3000 Series controlled ambient 800mm curved freestanding, with fixed front glass, for remote condensing unit
- IN-3CA08-CU-SD-FS-R | 3000 Series controlled ambient 800mm curved freestanding, with sliding glass doors, for remote condensing unit

### OPTIONS [F=Factory Fitted]

- Auto condensate removal (F)
- EPR valve or Solenoid valve for remote connection (F)
- 50,000 hour LED lighting to shelves (F)

### ACCESSORIES [A=Accessory]

- Toughened glass shelves (A)
- Angled base shelf (A)
- Rear decks (A)
- Thermal divider panels (A)

### OVERVIEW

Created as a medium duty solution for café, kiosk and c-store, **Inline 3000 Series** cabinets provide a plug and go solution. A range of installation options is available to make it easy to integrate the display cabinets in your retail space: in counter, on counter, or freestanding. This Cabinet Series is tested to 60 door openings an hour while still maintaining core product temperatures for food safety. Developed using FPG's world class design expertise to extend shelf life and help you sell more. Optimised for energy efficiency and to deliver the lowest total cost of ownership over the life of the cabinet. A proven performer.

### FEATURES

- **High energy efficiency - 0.36 kWh per hour average**
- Maintains +16°C - +18°C core product temperature with up to 60 door openings per hour
- Sliding doors (staff side) and fixed front or sliding doors options (customer side)
- Three adjustable shelves and base for product display
- 50,000 hour LED lighting in cabinet top
- High internal humidity maintains and extends product quality
- Fully double glazed for energy efficiency
- Adjustable 150mm feet (+30mm adjustment)
- Unique shelf mounted ticket strip front and rear
- Remote display cabinet supplied with standard R134A TX valve
- Freeflow air technology (no front counter vents required)
- Also available as in counter or on counter models



SHOWING : 3000 SERIES CONTROLLED AMBIENT 800mm CURVED FREESTANDING, WITH FIXED FRONT, WITH INTEGRAL CONDENSING UNIT

IN-3CA08-CU-FF-FS-I IN-3CA08-CU-SD-FS-I IN-3CA08-CU-FF-FS-R IN-3CA08-CU-SD-FS-R	ENVIRONMENTAL TEST CONDITIONS	CLIMATE CLASS 3 25°C / 60% RH	TEMPERATURE RANGE	+16°C-+18°C
--	-------------------------------	----------------------------------	-------------------	-------------

FPG refrigerated, controlled ambient and ambient food display cabinets are designed to meet and exceed:  
 ·International safety standards for electrical appliances: IEC 60335-1, IEC 60335-2-89, and the equivalent country-specific standards including AS/NZS, BS EN and UL 471.  
 ·International standards for electromagnetic compatibility/emissions: CISPR 14-1, and the equivalent county-specific standards including AS/NZS CISPR and BS EN 55014-1.  
 ·Essential safety requirements: AS/NZS 3820 and AS/NZS 4417.  
 ·Energy efficiency for refrigerated appliances: MEPS (Australia/New Zealand).  
 Please contact FPG to discuss your requirements for meeting country-specific standards.



FPGWORLD.COM



## INLINE SERIES - 3000 CONTROLLED AMBIENT 800mm CURVED FREESTANDING

### SPECIFICATIONS

#### Refrigeration Data

	ENVIRONMENTAL TEST CONDITIONS	CORE PRODUCT TEMP RANGE	REFRIGERANT	REFRIGERANT CHARGE	REMOTE CONNECTION	CONDENSATE REMOVAL
IN-3CA08-CU-FF-FS-I	Climate Class 3 - 25°C / 60% RH	+16°C - +18°C	R134A	See serial label	N/A	Manual/Auto*
IN-3CA08-CU-SD-FS-I	Climate Class 3 - 25°C / 60% RH	+16°C - +18°C	R134A	See serial label	N/A	Manual/Auto*
IN-3CA08-CU-FF-FS-R	Climate Class 3 - 25°C / 60% RH	+16°C - +18°C	R134A (unless otherwise specified)	N/A	TX valve, EPR valve*, Solenoid valve*	N/A
IN-3CA08-CU-SD-FS-R	Climate Class 3 - 25°C / 60% RH	+16°C - +18°C	R134A (unless otherwise specified)	N/A	TX valve, EPR valve*, Solenoid valve*	N/A

\*Option or Accessory

Please note: Refrigeration duty; 600W@ -5°C SST & 35°C condensing

Please note: Remote condensing unit not supplied

#### Electrical Data

	VOLTAGE	PHASE	CURRENT	kWh per hour [average]	MAINS CONNECTION	MAINS CONNECTION PLUG	IP RATING	ACR POWER*	ACR CURRENT*	LED LIGHTING
IN-3CA08-CU-FF-FS-I	220-240 V	Single	2.8 A	0.36 kWh per hour	3 metre 3 core cable	10 amp, 3 pin plug	IP 20	400 W	1.7 A	50,000 hr LED
IN-3CA08-CU-SD-FS-I	220-240 V	Single	2.8 A	0.36 kWh per hour	3 metre 3 core cable	10 amp, 3 pin plug	IP 20	400 W	1.7 A	50,000 hr LED
IN-3CA08-CU-FF-FS-R	220-240 V	Single	0.3 A	-	3 metre 3 core cable	10 amp, 3 pin plug	IP 20	N/A	N/A	50,000 hr LED
IN-3CA08-CU-SD-FS-R	220-240 V	Single	0.3 A	-	3 metre 3 core cable	10 amp, 3 pin plug	IP 20	N/A	N/A	50,000 hr LED

\*Option or Accessory

Auto Condensate Removal = ACR

#### Display

	DISPLAY AREA	NO. OF SHELVES	ACCESS - FRONT	ACCESS - REAR	DOOR OPENINGS @ +2°C - +4°C	CONSTRUCTION
IN-3CA08-CU-FF-FS-I	0.9m <sup>2</sup>	3 + Base	Fixed front	Sliding doors	60 openings per hour	304 Stainless Steel
IN-3CA08-CU-SD-FS-I	0.9m <sup>2</sup>	3 + Base	Sliding doors	Sliding doors	60 openings per hour	304 Stainless Steel
IN-3CA08-CU-FF-FS-R	0.9m <sup>2</sup>	3 + Base	Fixed front	Sliding doors	60 openings per hour	304 Stainless Steel
IN-3CA08-CU-SD-FS-R	0.9m <sup>2</sup>	3 + Base	Sliding doors	Sliding doors	60 openings per hour	304 Stainless Steel

#### Dimensions [Uncrated and Crated]

	H x W x D mm [Uncrated]	MASS [Uncrated]	H x W x D mm [Crated]	MASS [Crated]	CUBIC VOLUME [Crated]
IN-3CA08-CU-FF-FS-I	1200 x 769 x 661	-	-	-	-
IN-3CA08-CU-SD-FS-I	1200 x 769 x 661	-	-	-	-
IN-3CA08-CU-FF-FS-R	1200 x 769 x 661	-	-	-	-
IN-3CA08-CU-SD-FS-R	1200 x 769 x 661	-	-	-	-

#### Installation note:

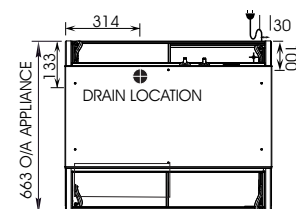
Model cutout dimensions:

- IN-3CA08-CU-FF-FS-I and IN-3CA08-CU-SD-FS-I models require 808 x 702mm benchtop cutout (see product manual for installation guide)
- IN-3CA08-CU-FF-FS-R and IN-3CA08-CU-SD-FS-R models require 808 x 702mm benchtop cutout (see product manual for installation guide)

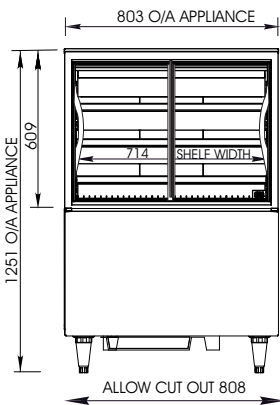
Unobstructed airflow must be maintained to ensure unit performance and maintain warranty

In line with policy to continually develop and improve its products, Future Products Group reserves the right to change specifications and design without notice.

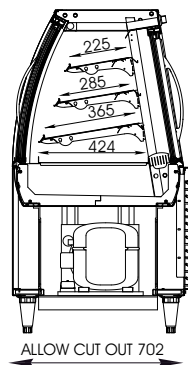
For more information and technical data, including installation documents, please refer to the website - [www.fpgworld.com](http://www.fpgworld.com)



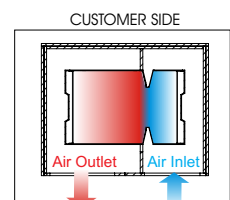
PLAN VIEW



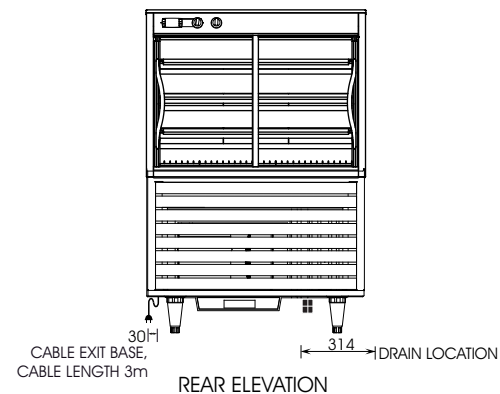
FRONT ELEVATION



SECTION VIEW



PLAN VIEW  
FREEFLOW AIR TECHNOLOGY



REAR ELEVATION