


INLINE SERIES - 3000 REFRIGERATED 600mm SQUARE FREESTANDING



MODELS

- IN-3C06-SQ-FF-FS-I | 3000 Series refrigerated 600mm square freestanding, with fixed front glass, with integral condensing unit
- IN-3C06-SQ-SD-FS-I | 3000 Series refrigerated 600mm square freestanding, with sliding glass doors, with integral condensing unit
- IN-3C06-SQ-FF-FS-R | 3000 Series refrigerated 600mm square freestanding, with fixed front glass, for remote condensing unit
- IN-3C06-SQ-SD-FS-R | 3000 Series refrigerated 600mm square freestanding, with sliding glass doors, for remote condensing unit

OPTIONS [F=Factory Fitted]

- Auto condensate removal (F)
- EPR valve or Solenoid valve for remote connection (F)
- LED lighting to shelves (F)

ACCESSORIES [A=Accessory]

- Toughened glass shelves (A)
- Angled base shelf (A)
- Rear decks (A)
- Thermal divider panels (A)

OVERVIEW

Created as a medium duty solution for café, kiosk and c-store, these cabinets provide a plug and go solution that allows 60 door openings per hour while maintaining core product temperatures. Packaged with the same key benefits of the FPG product range, you use less energy while still maintaining food safety. The Inline 3000 construction allows for smart counter integration options of either a recessed, countertop mounting or freestanding display.


FEATURES

- High energy efficiency - 0.18 kWh per hour average
- Maintains +2°C - +4°C core product temperature with up to 60 door openings per hour
- Sliding doors (staff side) and fixed front or sliding doors options (customer side)
- Two adjustable shelves and base for product display
- 50,000 hour LED lighting to cabinet top and optional shelf lighting available
- Adjustable 150mm feet (+30mm adjustment)
- High internal humidity maintains and extends product shelf life
- Fully double glazed for energy efficiency
- Unique shelf mounted ticket strip front and rear
- Remote display cabinet supplied with standard R134A TX valve
- Freeflow air technology (no front counter vents required)
- Also available as in counter or on counter models



SHOWING : 3000 SERIES REFRIGERATED 600mm SQUARE FREESTANDING, WITH FIXED FRONT, WITH INTEGRAL CONDENSING UNIT

KEY SELLING FEATURES



IN-3C06-SQ-FF-FS-I IN-3C06-SQ-SD-FS-I IN-3C06-SQ-FF-FS-R IN-3C06-SQ-SD-FS-R	ENVIRONMENTAL TEST CONDITIONS	CLIMATE CLASS 3 25°C / 60% RH	TEMPERATURE RANGE	+2°C-+4°C
--	-------------------------------	----------------------------------	-------------------	-----------

Designed to meet and exceed the following compliances and approvals : NSF, EN 55014, EN55014-1, EN 55014-2, EN 61000, EN 61000-3-2, EN 61000-3-3, IEC 60335, IEC 60335-1, IEC 60335-2-89.



VIEW ONLINE AT FPGWORLD.COM



creating irresistible displays for food and drink.

INLINE SERIES - 3000 REFRIGERATED 600mm SQUARE FREESTANDING

SPECIFICATIONS

Refrigeration Data

	ENVIRONMENTAL TEST CONDITIONS	CORE PRODUCT TEMP RANGE	REFRIGERANT	REFRIGERANT CHARGE	REMOTE CONNECTION	CONDENSATE REMOVAL
IN-3C06-SQ-FF-FS-I	Climate Class 3 - 25°C / 60% RH	+2°C - +4°C	R134A	See serial label	N/A	Manual/Auto*
IN-3C06-SQ-SD-FS-I	Climate Class 3 - 25°C / 60% RH	+2°C - +4°C	R134A	See serial label	N/A	Manual/Auto*
IN-3C06-SQ-FF-FS-R	Climate Class 3 - 25°C / 60% RH	+2°C - +4°C	R134A (unless otherwise specified)	N/A	TX valve, EPR valve*, Solenoid valve*	N/A
IN-3C06-SQ-SD-FS-R	Climate Class 3 - 25°C / 60% RH	+2°C - +4°C	R134A (unless otherwise specified)	N/A	TX valve, EPR valve*, Solenoid valve*	N/A

*Option or Accessory

Please note: Refrigeration duty; 260W @ -5°C SST & 35°C condensing

Please note: Remote condensing unit not supplied

Electrical Data

	VOLTAGE	PHASE	CURRENT	kWh per hour [average]	MAINS CONNECTION	MAINS CONNECTION PLUG	IP RATING	ACR POWER*	ACR CURRENT*	LED LIGHTING
IN-3C06-SQ-FF-FS-I	220-240 V	Single	1.4 A	0.18 kWh per hour	3 metre 3 core cable	10 amp, 3 pin plug	IP 22	400 W	1.7 A	50,000 hr LED
IN-3C06-SQ-SD-FS-I	220-240 V	Single	1.4 A	0.18 kWh per hour	3 metre 3 core cable	10 amp, 3 pin plug	IP 22	400 W	1.7 A	50,000 hr LED
IN-3C06-SQ-FF-FS-R	220-240 V	Single	0.5 A	-	3 metre 3 core cable	10 amp, 3 pin plug	IP 22	N/A	N/A	50,000 hr LED
IN-3C06-SQ-SD-FS-R	220-240 V	Single	0.5 A	-	3 metre 3 core cable	10 amp, 3 pin plug	IP 22	N/A	N/A	50,000 hr LED

*Option or Accessory

Auto Condensate Removal = ACR

Display

	DISPLAY AREA	NO. OF SHELVES	ACCESS - FRONT	ACCESS - REAR	DOOR OPENINGS @ +2°C - +4°C	CONSTRUCTION
IN-3C06-SQ-FF-FS-I	0.51m ²	2 + Base	Fixed front	Sliding doors	60 openings per hour	304 Stainless Steel
IN-3C06-SQ-SD-FS-I	0.51m ²	2 + Base	Sliding doors	Sliding doors	60 openings per hour	304 Stainless Steel
IN-3C06-SQ-FF-FS-R	0.51m ²	2 + Base	Fixed front	Sliding doors	60 openings per hour	304 Stainless Steel
IN-3C06-SQ-SD-FS-R	0.51m ²	2 + Base	Sliding doors	Sliding doors	60 openings per hour	304 Stainless Steel

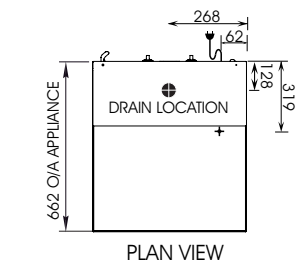
Dimensions [Uncrated and Crated]

	H x W x D mm [Uncrated]	MASS [Uncrated]	H x W x D mm [Crated]	MASS [Crated]	CUBIC VOLUME [Crated]
IN-3C06-SQ-FF-FS-I	1275 x 600 x 662	124 kg	1435 x 674 x 736	170 kg	0.71m ³
IN-3C06-SQ-SD-FS-I	1275 x 600 x 662	124 kg	1435 x 674 x 736	170 kg	0.71m ³
IN-3C06-SQ-FF-FS-R	1275 x 600 x 662	-	1435 x 674 x 736	-	-
IN-3C06-SQ-SD-FS-R	1275 x 600 x 662	-	1435 x 674 x 736	-	-

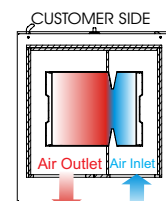
Unobstructed airflow must be maintained to ensure unit performance and maintain warranty

In line with policy to continually develop and improve its products, Future Products Group reserves the right to change specifications and design without notice.

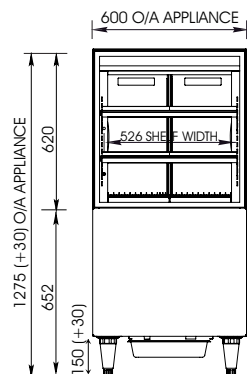
For more information and technical data, including installation documents, please refer to the website - www.fpgworld.com



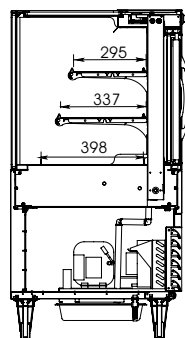
PLAN VIEW



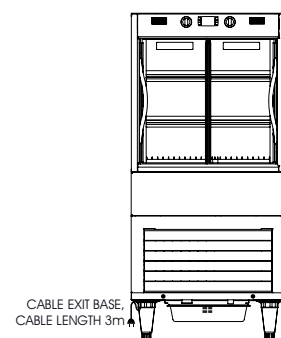
PLAN VIEW FREEFLOW AIR TECHNOLOGY



FRONT ELEVATION



SECTION VIEW



REAR ELEVATION