

## INLINE SERIES - 3000 BAIN MARIE 1500mm CURVED ON COUNTER



### MODELS

- IN-3B15-CU-FF-OC | 3000 Series bain marie 1500mm, with fixed front glass, on counter
- IN-3B15-CU-SD-OC | 3000 Series bain marie 1500mm, with sliding glass doors, on counter

### ACCESSORIES [A=Accessory]

- Thermal divider panels (A)

### OVERVIEW

Created as a medium duty solution for café, kiosk and c-store, **Inline 3000 Series** cabinets provide a plug and go solution. A range of installation options is available to make it easy to integrate the display cabinets in your retail space: in counter, on counter, or freestanding. This Cabinet Series is tested to 60 door openings an hour while still maintaining core product temperatures for food safety. Developed using FPG's world class design expertise to extend shelf life and help you sell more. Optimised for energy efficiency and to deliver the lowest total cost of ownership over the life of the cabinet. A proven performer.

### FEATURES

- High energy efficiency - 1.3 kWh per hour average
- Cabinet operating temperature range +30°C - +110°C
- Sliding doors (staff side) and fixed front or sliding doors options (customer side)
- Supplied with 4 x 1/1 gastronorm dishes 65mm deep
- 3 x heat lights to cabinet top - 100W each
- Low wattage high density elements for even temperature distribution
- Dry operation well only
- Toughened safety glass, with double glazed end panels for energy efficiency
- Also available as a in counter model or a freestanding model with a chassis



SHOWING : 3000 SERIES BAIN MARIE 1500mm CURVED, WITH FIXED FRONT, ON COUNTER

IN-3B15-CU-FF-OC	ENVIRONMENTAL TEST CONDITIONS	22°C / 65% RH	TEMPERATURE RANGE	+30°C-+110°C
IN-3B15-CU-SD-OC				

FPG heated food display cabinets are designed to meet and exceed:

- International safety standards for electrical heated appliances: IEC 60335-1, IEC 60335-2-49, IEC 60335-2-50, and the equivalent country-specific standards including AS/NZS and BS EN.
- International standards for electromagnetic compatibility/emissions: CISPR 14-1, and the equivalent county-specific standards including AS/NZS CISPR and BS EN 55014-1.
- Essential safety requirements: AS/NZS 3820 and AS/NZS 4417.

Please contact FPG to discuss your requirements for meeting country-specific standards.



FPGWORLD.COM



## INLINE SERIES - 3000 BAIN MARIE 1500mm CURVED ON COUNTER

### SPECIFICATIONS

#### Heated Data

	ENVIRONMENTAL TEST CONDITIONS	CORE PRODUCT - TEMP RANGE	HEATING
IN-3B15-CU-FF-OC	22°C / 65% RH	+30°C - +110°C	High density low watt element / 3 x 100W linear halogen
IN-3B15-CU-SD-OC	22°C / 65% RH	+30°C - +110°C	High density low watt element / 3 x 100W linear halogen

#### Electrical Data

	VOLTAGE	PHASE	CURRENT	kWh per hour [average]	MAINS CONNECTION	MAINS CONNECTION PLUG	IP RATING	LIGHTING
IN-3B15-CU-FF-OC	220-240 V	Single	8.7 A	1.3 kWh per hour	3 metre 3 core cable	10 amp, 3 pin plug	IP 20	3 x 100W linear halogen
IN-3B15-CU-SD-OC	220-240 V	Single	8.7 A	1.3 kWh per hour	3 metre 3 core cable	10 amp, 3 pin plug	IP 20	3 x 100W linear halogen

#### Display

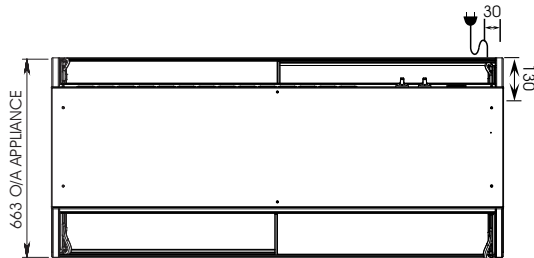
	DISPLAY AREA	NO. OF 1/1 PANS	ACCESS- FRONT	ACCESS - REAR	CONSTRUCTION
IN-3B15-CU-FF-OC	0.6m <sup>2</sup>	4	Fixed front	Sliding doors	304 Stainless Steel
IN-3B15-CU-SD-OC	0.6m <sup>2</sup>	4	Sliding doors	Sliding doors	304 Stainless Steel

#### Dimensions [Uncrated and Crated]

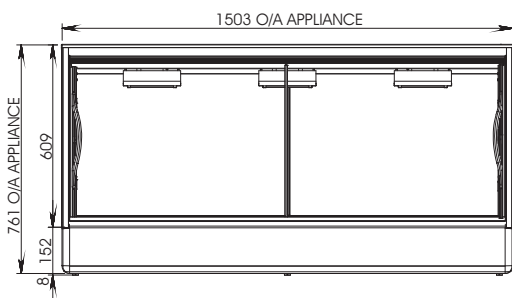
	H x W x D mm [Uncrated]	MASS [Uncrated]	H x W x D mm [Crated]	MASS [Crated]	CUBIC VOLUME [Crated]
IN-3B15-CU-FF-OC	761 x 1503 x 663	75 kg	921 x 1577 x 737	136 kg	1.07m <sup>3</sup>
IN-3B15-CU-SD-OC	761 x 1503 x 663	75 kg	921 x 1577 x 737	136 kg	1.07m <sup>3</sup>

In line with policy to continually develop and improve its products, Future Products Group reserves the right to change specifications and design without notice.

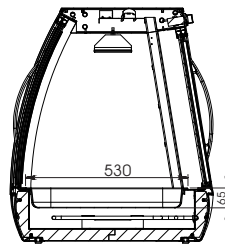
For more information and technical data, including installation documents, please refer to the website - [www.fpgworld.com](http://www.fpgworld.com)



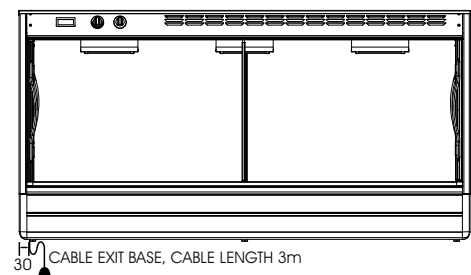
PLAN VIEW



FRONT ELEVATION



SECTION VIEW



REAR ELEVATION