



INLINE SERIES - 3000 AMBIENT 600mm CURVED ON COUNTER

MODELS

- IN-3A06-CU-SD-OC | 3000 Series ambient 600mm curved, with sliding glass doors, on counter

OPTIONS [F=Factory Fitted]

- 50,000 hour LED lighting to shelves (F)

ACCESSORIES [A=Accessory]

- Toughened glass shelves (A)
- Angled base shelf (A)
- Thermal divider panels (A)
- Wire shelves (A)
- Rear decks (A)

OVERVIEW

Created as a medium duty solution for café, kiosk and c-store, **Inline 3000 Series** cabinets provide a plug and go solution. A range of installation options is available to make it easy to integrate the display cabinets in your retail space: in counter, on counter, or freestanding. This Cabinet Series is tested to 60 door openings an hour while still maintaining core product temperatures for food safety. Developed using FPG's world class design expertise to extend shelf life and help you sell more. Optimised for energy efficiency and to deliver the lowest total cost of ownership over the life of the cabinet. A proven performer.

FEATURES

- High energy efficiency - 0.02 kWh per hour average
- Cabinet operating at ambient temperature
- Swing doors (staff side) and sliding doors (customer side)
- Fan assist air circulation to introduce fresh air into the cabinet
- Three adjustable shelves and base for product display
- 50,000 hour LED lighting to shelves and cabinet top
- Unique shelf mounted ticket strip front and rear
- Toughened safety glass, with double glazed end panels for energy efficiency
- Also available as a in counter model or a freestanding model with a chassis



...SHOWING 3000 SERIES AMBIENT 600mm WITH SLIDING DOORS, ON COUNTER...

IN-3A06-CU-SD-OC	ENVIRONMENTAL TEST CONDITIONS	25°C / 60% RH	TEMPERATURE RANGE	Ambient
------------------	-------------------------------	---------------	-------------------	---------

FPG refrigerated, controlled ambient and ambient food display cabinets are designed to meet and exceed:

·International safety standards for electrical appliances: IEC 60335-1, IEC 60335-2-89, and the equivalent country-specific standards including AS/NZS, BS EN and UL 471.

·International standards for electromagnetic compatibility/emissions: CISPR 14-1, and the equivalent county-specific standards including AS/NZS CISPR and BS EN 55014-1.

·Essential safety requirements: AS/NZS 3820 and AS/NZS 4417.

·Energy efficiency for refrigerated appliances: MEPS (Australia/New Zealand).

Please contact FPG to discuss your requirements for meeting country-specific standards.



FPGWORLD.COM



INLINE SERIES - 3000 AMBIENT 600mm CURVED ON COUNTER

SPECIFICATIONS

Ambient Data

	ENVIRONMENTAL TEST CONDITIONS	CORE PRODUCT - TEMP RANGE
IN-3A06-CU-SD-OC	25°C / 60% RH	Ambient

Electrical Data

	VOLTAGE	PHASE	CURRENT	kWh per hour [average]	MAINS CONNECTION	MAINS CONNECTION PLUG	IP RATING	LED LIGHTING
IN-3A06-CU-SD-OC	220-240 V	Single	0.12 A	0.02 kWh per hour	3 metre 3 core cable	10 amp, 3 pin plug	IP 20	50,000 hr LED

Display

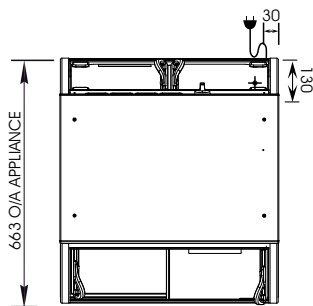
	DISPLAY AREA	NO. OF SHELVES	ACCESS - FRONT	ACCESS - REAR	CONSTRUCTION
IN-3A06-CU-SD-OC	0.7m ²	3 + Base	Sliding doors	Swing doors	304 Stainless Steel

Dimensions [Uncrated and Crated]

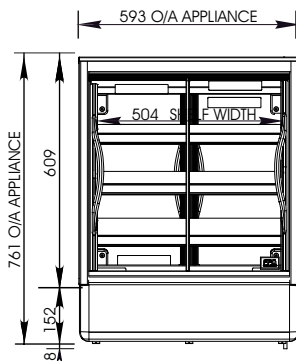
	H x W x D mm [Uncrated]	MASS [Uncrated]	H x W x D mm [Crated]	MASS [Crated]	CUBIC VOLUME [Crated]
IN-3A06-CU-SD-OC	761 x 593 x 663	55 kg	950 x 700 x 735	100 kg	0.49m ³

In line with policy to continually develop and improve it's products, Future Products Group reserves the right to change specifications and design without notice.

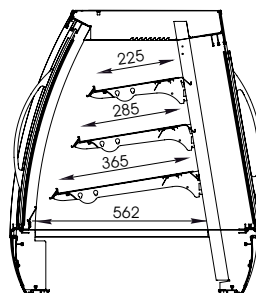
For more information and technical data, including installation documents, please refer to the website - www.fpgworld.com



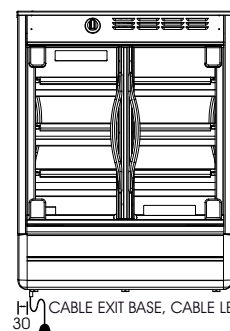
PLAN VIEW



FRONT ELEVATION



SECTION VIEW



REAR ELEVATION